



| Mon | Year | Inflow | Outflow | Change | Precip Vol | Bank   |         | Drwdwn |          |          |           | Drdn     |      |          |
|-----|------|--------|---------|--------|------------|--------|---------|--------|----------|----------|-----------|----------|------|----------|
|     |      |        |         |        |            | Runoff | Seep In | In     | Spill In | Vol Evap | Vol Infil | Vol Seep | Pump | Spillway |
| Sep | 1963 | 0.98   | 0.26    | 0.72   | 0.05       | 0      | 0.12    | 0      | 0.8      | 0.14     | 0         | 0.112    | 0    | 0        |
| Oct | 1963 | 1.81   | 3.04    | -1.23  | 0.01       | 0      | 0.06    | 1.74   | 0        | 0.08     | 0         | 0.113    | 2.84 | 0        |
| Nov | 1963 | 0.22   | 0.13    | 0.09   | 0.07       | 0.08   | 0.07    | 0      | 0        | 0.03     | 0         | 0.095    | 0    | 0        |
| Dec | 1963 | 0.18   | 0.13    | 0.06   | 0.04       | 0.03   | 0.11    | 0      | 0        | 0.01     | 0         | 0.111    | 0    | 0        |
| Jan | 1964 | 0.59   | 0.14    | 0.45   | 0.02       | 0      | 0.14    | 0      | 0.42     | 0.02     | 0         | 0.122    | 0    | 0        |
| Feb | 1964 | 0.94   | 0.2     | 0.74   | 0.09       | 0.05   | 0.13    | 0      | 0.67     | 0.04     | 0         | 0.158    | 0    | 0        |
| Mar | 1964 | 1.4    | 0.25    | 1.15   | 0.26       | 0.11   | 0.15    | 0      | 0.88     | 0.07     | 0         | 0.178    | 0    | 0        |
| Apr | 1964 | 2.05   | 4.51    | -2.45  | 0.15       | 0.04   | 0.07    | 1.8    | 0        | 0.1      | 0         | 0.127    | 4.28 | 0        |
| May | 1964 | 0.22   | 0.22    | 0      | 0.09       | 0.06   | 0.08    | 0      | 0        | 0.12     | 0         | 0.108    | 0    | 0        |
| Jun | 1964 | 0.12   | 0.21    | -0.09  | 0.04       | 0      | 0.08    | 0      | 0        | 0.13     | 0         | 0.086    | 0    | 0        |
| Jul | 1964 | 0.41   | 0.31    | 0.1    | 0.04       | 0      | 0.13    | 0      | 0.24     | 0.19     | 0         | 0.111    | 0    | 0        |
| Aug | 1964 | 0.86   | 0.31    | 0.54   | 0.18       | 0.03   | 0.14    | 0      | 0.5      | 0.19     | 0         | 0.116    | 0    | 0        |
| Sep | 1964 | 1.25   | 0.3     | 0.95   | 0.12       | 0.03   | 0.13    | 0      | 0.96     | 0.17     | 0         | 0.13     | 0    | 0        |
| Oct | 1964 | 1.82   | 3.34    | -1.53  | 0.01       | 0      | 0.06    | 1.74   | 0        | 0.09     | 0         | 0.119    | 3.14 | 0        |
| Nov | 1964 | 0.21   | 0.13    | 0.07   | 0.07       | 0.06   | 0.07    | 0      | 0        | 0.03     | 0         | 0.099    | 0    | 0        |
| Dec | 1964 | 0.15   | 0.13    | 0.02   | 0.03       | 0.02   | 0.1     | 0      | 0        | 0.02     | 0         | 0.114    | 0    | 0        |
| Jan | 1965 | 0.75   | 0.15    | 0.6    | 0.07       | 0.06   | 0.14    | 0      | 0.48     | 0.02     | 0         | 0.133    | 0    | 0        |
| Feb | 1965 | 0.92   | 0.19    | 0.73   | 0.1        | 0.05   | 0.13    | 0      | 0.65     | 0.04     | 0         | 0.152    | 0    | 0        |
| Mar | 1965 | 1      | 0.25    | 0.75   | 0.11       | 0.02   | 0.14    | 0      | 0.73     | 0.07     | 0         | 0.175    | 0    | 0        |
| Apr | 1965 | 2.06   | 4.2     | -2.14  | 0.16       | 0.03   | 0.07    | 1.8    | 0        | 0.1      | 0         | 0.13     | 3.97 | 0        |
| May | 1965 | 0.29   | 0.23    | 0.06   | 0.14       | 0.08   | 0.07    | 0      | 0        | 0.12     | 0         | 0.11     | 0    | 0        |
| Jun | 1965 | 0.21   | 0.27    | -0.06  | 0.11       | 0.01   | 0.09    | 0      | 0        | 0.16     | 0         | 0.11     | 0    | 0        |
| Jul | 1965 | 0.63   | 0.27    | 0.35   | 0.09       | 0      | 0.14    | 0      | 0.4      | 0.17     | 0         | 0.099    | 0    | 0        |
| Aug | 1965 | 0.68   | 0.37    | 0.31   | 0.08       | 0      | 0.14    | 0      | 0.46     | 0.23     | 0         | 0.137    | 0    | 0        |
| Sep | 1965 | 1.36   | 0.34    | 1.02   | 0.2        | 0.08   | 0.13    | 0      | 0.95     | 0.19     | 0         | 0.151    | 0    | 0        |
| Oct | 1965 | 1.82   | 3.54    | -1.71  | 0.02       | 0      | 0.07    | 1.74   | 0        | 0.09     | 0         | 0.117    | 3.33 | 0        |
| Nov | 1965 | 0.1    | 0.12    | -0.02  | 0.03       | 0      | 0.07    | 0      | 0        | 0.03     | 0         | 0.093    | 0    | 0        |
| Dec | 1965 | 0.18   | 0.11    | 0.07   | 0.04       | 0.04   | 0.09    | 0      | 0        | 0.01     | 0         | 0.095    | 0    | 0        |
| Jan | 1966 | 0.98   | 0.15    | 0.84   | 0.12       | 0.17   | 0.14    | 0      | 0.55     | 0.02     | 0         | 0.13     | 0    | 0        |
| Feb | 1966 | 1.25   | 0.17    | 1.08   | 0.2        | 0.14   | 0.13    | 0      | 0.79     | 0.04     | 0         | 0.137    | 0    | 0        |
| Mar | 1966 | 0.92   | 0.26    | 0.66   | 0.06       | 0.01   | 0.14    | 0      | 0.7      | 0.07     | 0         | 0.187    | 0    | 0        |
| Apr | 1966 | 2      | 4.41    | -2.4   | 0.14       | 0.11   | 0.06    | 1.7    | 0        | 0.1      | 0         | 0.125    | 0    | 0        |
| May | 1966 | 0.15   | 0.21    | -0.06  | 0.06       | 0.02   | 0.08    | 0      | 0        | 0.11     | 0         | 0.101    | 0    | 0        |
| Jun | 1966 | 0.1    | 0.26    | -0.16  | 0.02       | 0      | 0.09    | 0      | 0        | 0.15     | 0         | 0.105    | 0    | 0        |
| Jul | 1966 | 0.54   | 0.25    | 0.28   | 0.07       | 0      | 0.13    | 0      | 0.33     | 0.16     | 0         | 0.093    | 0    | 0        |
| Aug | 1966 | 0.76   | 0.38    | 0.38   | 0.12       | 0      | 0.14    | 0      | 0.51     | 0.23     | 0.01      | 0.14     | 0    | 0        |
| Sep | 1966 | 1      | 0.3     | 0.7    | 0.06       | 0      | 0.12    | 0      | 0.82     | 0.17     | 0         | 0.131    | 0    | 0        |
| Oct | 1966 | 1.86   | 3.22    | -1.35  | 0.04       | 0.01   | 0.07    | 1.75   | 0        | 0.09     | 0         | 0.123    | 3    | 0        |



| Mon | Year | Inflow | Outflow | Change | Precip Vol | Bank   |         | Drwdwn |          |          |           | Drdn     |      |          |
|-----|------|--------|---------|--------|------------|--------|---------|--------|----------|----------|-----------|----------|------|----------|
|     |      |        |         |        |            | Runoff | Seep In | In     | Spill In | Vol Evap | Vol Infil | Vol Seep | Pump | Spillway |
| Nov | 1966 | 0.12   | 0.13    | -0.01  | 0.04       | 0.02   | 0.07    | 0      | 0        | 0.03     | 0         | 0.098    | 0    | 0        |
| Dec | 1966 | 0.26   | 0.12    | 0.14   | 0.08       | 0.09   | 0.1     | 0      | 0        | 0.01     | 0         | 0.106    | 0    | 0        |
| Jan | 1967 | 0.7    | 0.15    | 0.55   | 0.05       | 0.03   | 0.14    | 0      | 0.47     | 0.02     | 0         | 0.127    | 0    | 0        |
| Feb | 1967 | 0.8    | 0.19    | 0.61   | 0.04       | 0.01   | 0.13    | 0      | 0.62     | 0.04     | 0         | 0.148    | 0    | 0        |
| Mar | 1967 | 0.87   | 0.24    | 0.64   | 0.05       | 0      | 0.14    | 0      | 0.68     | 0.07     | 0         | 0.17     | 0    | 0        |
| Apr | 1967 | 1.93   | 3.76    | -1.84  | 0.11       | 0.05   | 0.06    | 1.71   | 0        | 0.1      | 0         | 0.121    | 3.55 | 0        |
| May | 1967 | 0.23   | 0.22    | 0      | 0.11       | 0.05   | 0.08    | 0      | 0        | 0.12     | 0         | 0.109    | 0    | 0        |
| Jun | 1967 | 0.3    | 0.27    | 0.03   | 0.15       | 0.06   | 0.09    | 0      | 0        | 0.16     | 0         | 0.11     | 0    | 0        |
| Jul | 1967 | 0.84   | 0.39    | 0.44   | 0.13       | 0.04   | 0.13    | 0      | 0.54     | 0.25     | 0         | 0.144    | 0    | 0        |
| Aug | 1967 | 0.71   | 0.31    | 0.4    | 0.08       | 0.01   | 0.13    | 0      | 0.49     | 0.2      | 0         | 0.119    | 0    | 0        |
| Sep | 1967 | 1.21   | 0.33    | 0.88   | 0.15       | 0.04   | 0.13    | 0      | 0.88     | 0.19     | 0         | 0.147    | 0    | 0        |
| Oct | 1967 | 2.19   | 3.69    | -1.51  | 0.18       | 0.21   | 0.05    | 1.74   | 0        | 0.08     | 0         | 0.114    | 3.5  | 0        |
| Nov | 1967 | 0.12   | 0.12    | 0      | 0.02       | 0      | 0.1     | 0      | 0        | 0.03     | 0         | 0.089    | 0    | 0        |
| Dec | 1967 | 0.56   | 0.14    | 0.42   | 0.14       | 0.14   | 0.14    | 0      | 0.14     | 0.02     | 0         | 0.122    | 0    | 0        |
| Jan | 1968 | 0.85   | 0.18    | 0.67   | 0.1        | 0.04   | 0.14    | 0      | 0.57     | 0.02     | 0         | 0.157    | 0    | 0        |
| Feb | 1968 | 0.89   | 0.22    | 0.67   | 0.07       | 0.03   | 0.13    | 0      | 0.66     | 0.05     | 0         | 0.175    | 0    | 0        |
| Mar | 1968 | 1.38   | 0.31    | 1.07   | 0.3        | 0.07   | 0.15    | 0      | 0.87     | 0.09     | 0         | 0.219    | 0    | 0        |
| Apr | 1968 | 1.99   | 5.07    | -3.08  | 0.14       | 0.04   | 0.06    | 1.75   | 0        | 0.11     | 0         | 0.142    | 4.82 | 0        |
| May | 1968 | 0.3    | 0.22    | 0.08   | 0.14       | 0.08   | 0.08    | 0      | 0        | 0.11     | 0         | 0.105    | 0    | 0        |
| Jun | 1968 | 0.29   | 0.25    | 0.04   | 0.13       | 0.06   | 0.1     | 0      | 0        | 0.15     | 0         | 0.101    | 0    | 0        |
| Jul | 1968 | 0.7    | 0.4     | 0.31   | 0.08       | 0.02   | 0.13    | 0      | 0.47     | 0.25     | 0         | 0.145    | 0    | 0        |
| Aug | 1968 | 0.68   | 0.32    | 0.36   | 0.07       | 0      | 0.14    | 0      | 0.47     | 0.2      | 0         | 0.12     | 0    | 0        |
| Sep | 1968 | 1.32   | 0.36    | 0.97   | 0.21       | 0.06   | 0.13    | 0      | 0.93     | 0.2      | 0         | 0.155    | 0    | 0        |
| Oct | 1968 | 1.91   | 3.75    | -1.84  | 0.08       | 0.01   | 0.07    | 1.75   | 0        | 0.09     | 0         | 0.119    | 3.54 | 0        |
| Nov | 1968 | 0.52   | 0.13    | 0.39   | 0.19       | 0.26   | 0.08    | 0      | 0        | 0.03     | 0         | 0.099    | 0    | 0        |
| Dec | 1968 | 0.7    | 0.13    | 0.57   | 0.18       | 0.17   | 0.13    | 0      | 0.21     | 0.02     | 0         | 0.117    | 0    | 0        |
| Jan | 1969 | 1.14   | 0.19    | 0.95   | 0.18       | 0.12   | 0.15    | 0      | 0.7      | 0.02     | 0         | 0.165    | 0    | 0        |
| Feb | 1969 | 0.89   | 0.21    | 0.69   | 0.09       | 0.03   | 0.13    | 0      | 0.64     | 0.04     | 0         | 0.164    | 0    | 0        |
| Mar | 1969 | 1.11   | 0.29    | 0.82   | 0.16       | 0.01   | 0.15    | 0      | 0.79     | 0.08     | 0.01      | 0.204    | 0    | 0        |
| Apr | 1969 | 1.97   | 5.3     | -3.33  | 0.14       | 0.04   | 0.07    | 1.72   | 0        | 0.12     | 0         | 0.147    | 0    | 0        |
| May | 1969 | 0.12   | 0.22    | -0.11  | 0.05       | 0      | 0.07    | 0      | 0        | 0.11     | 0         | 0.107    | 0    | 0        |
| Jun | 1969 | 0.16   | 0.21    | -0.05  | 0.07       | 0      | 0.08    | 0      | 0        | 0.13     | 0         | 0.086    | 0    | 0        |
| Jul | 1969 | 0.49   | 0.29    | 0.2    | 0.06       | 0      | 0.13    | 0      | 0.3      | 0.18     | 0         | 0.105    | 0    | 0        |
| Aug | 1969 | 0.64   | 0.32    | 0.32   | 0.04       | 0.01   | 0.14    | 0      | 0.46     | 0.2      | 0         | 0.12     | 0    | 0        |
| Sep | 1969 | 0.93   | 0.26    | 0.67   | 0.03       | 0      | 0.12    | 0      | 0.77     | 0.15     | 0         | 0.115    | 0    | 0        |
| Oct | 1969 | 2.09   | 2.97    | -0.88  | 0.14       | 0.15   | 0.06    | 1.74   | 0        | 0.08     | 0         | 0.107    | 2.78 | 0        |
| Nov | 1969 | 0.13   | 0.12    | 0.01   | 0.03       | 0.02   | 0.09    | 0      | 0        | 0.03     | 0         | 0.091    | 0    | 0        |
| Dec | 1969 | 0.33   | 0.1     | 0.23   | 0.09       | 0.11   | 0.13    | 0      | 0.01     | 0.01     | 0         | 0.091    | 0    | 0        |



| Mon | Year | Inflow | Outflow | Change | Precip Vol | Bank   |         | Drwdwn |          |          |           | Drdn     |      |          |
|-----|------|--------|---------|--------|------------|--------|---------|--------|----------|----------|-----------|----------|------|----------|
|     |      |        |         |        |            | Runoff | Seep In | In     | Spill In | Vol Evap | Vol Infil | Vol Seep | Pump | Spillway |
| Jan | 1970 | 0.8    | 0.14    | 0.66   | 0.03       | 0.02   | 0.14    | 0      | 0.61     | 0.02     | 0         | 0.127    | 0    | 0        |
| Feb | 1970 | 0.81   | 0.17    | 0.64   | 0.06       | 0.02   | 0.13    | 0      | 0.61     | 0.04     | 0         | 0.132    | 0    | 0        |
| Mar | 1970 | 1.09   | 0.25    | 0.84   | 0.14       | 0.04   | 0.14    | 0      | 0.76     | 0.07     | 0         | 0.178    | 0    | 0        |
| Apr | 1970 | 2.14   | 4.43    | -2.29  | 0.18       | 0.19   | 0.05    | 1.72   | 0        | 0.1      | 0         | 0.121    | 4.21 | 0        |
| May | 1970 | 0.14   | 0.18    | -0.04  | 0.04       | 0.01   | 0.09    | 0      | 0        | 0.09     | 0         | 0.088    | 0    | 0        |
| Jun | 1970 | 0.37   | 0.25    | 0.12   | 0.15       | 0.1    | 0.12    | 0      | 0        | 0.15     | 0         | 0.102    | 0    | 0        |
| Jul | 1970 | 0.64   | 0.37    | 0.26   | 0.03       | 0      | 0.13    | 0      | 0.47     | 0.24     | 0         | 0.136    | 0    | 0        |
| Aug | 1970 | 0.72   | 0.35    | 0.37   | 0.1        | 0      | 0.14    | 0      | 0.47     | 0.22     | 0         | 0.131    | 0    | 0        |
| Sep | 1970 | 1.58   | 0.33    | 1.25   | 0.28       | 0.13   | 0.14    | 0      | 1.04     | 0.18     | 0         | 0.144    | 0    | 0        |
| Oct | 1970 | 2.1    | 4.2     | -2.1   | 0.17       | 0.13   | 0.06    | 1.74   | 0        | 0.1      | 0         | 0.132    | 3.97 | 0        |
| Nov | 1970 | 0.2    | 0.12    | 0.08   | 0.05       | 0.05   | 0.09    | 0      | 0        | 0.03     | 0         | 0.091    | 0    | 0        |
| Dec | 1970 | 0.18   | 0.1     | 0.08   | 0.03       | 0.02   | 0.13    | 0      | 0        | 0.01     | 0         | 0.089    | 0    | 0        |
| Jan | 1971 | 0.83   | 0.14    | 0.69   | 0.05       | 0.06   | 0.15    | 0      | 0.57     | 0.02     | 0         | 0.122    | 0    | 0        |
| Feb | 1971 | 0.94   | 0.16    | 0.78   | 0.1        | 0.06   | 0.13    | 0      | 0.64     | 0.03     | 0         | 0.128    | 0    | 0        |
| Mar | 1971 | 0.89   | 0.26    | 0.63   | 0.04       | 0      | 0.14    | 0      | 0.7      | 0.07     | 0         | 0.181    | 0    | 0        |
| Apr | 1971 | 1.85   | 4.25    | -2.41  | 0.06       | 0.01   | 0.07    | 1.7    | 0        | 0.1      | 0         | 0.128    | 4.02 | 0        |
| May | 1971 | 0.2    | 0.22    | -0.02  | 0.09       | 0.03   | 0.08    | 0      | 0        | 0.12     | 0         | 0.108    | 0    | 0        |
| Jun | 1971 | 0.14   | 0.22    | -0.08  | 0.05       | 0      | 0.08    | 0      | 0        | 0.13     | 0         | 0.089    | 0    | 0        |
| Jul | 1971 | 0.59   | 0.28    | 0.31   | 0.09       | 0.03   | 0.13    | 0      | 0.34     | 0.18     | 0         | 0.102    | 0    | 0        |
| Aug | 1971 | 0.63   | 0.37    | 0.26   | 0.04       | 0      | 0.14    | 0      | 0.45     | 0.23     | 0.01      | 0.136    | 0    | 0        |
| Sep | 1971 | 0.98   | 0.26    | 0.72   | 0.06       | 0      | 0.12    | 0      | 0.8      | 0.14     | 0         | 0.114    | 0    | 0        |
| Oct | 1971 | 1.94   | 3.11    | -1.17  | 0.09       | 0.03   | 0.07    | 1.76   | 0        | 0.09     | 0         | 0.12     | 2.9  | 0        |
| Nov | 1971 | 0.14   | 0.14    | 0      | 0.05       | 0.02   | 0.07    | 0      | 0        | 0.04     | 0         | 0.108    | 0    | 0        |
| Dec | 1971 | 0.89   | 0.14    | 0.74   | 0.24       | 0.33   | 0.13    | 0      | 0.19     | 0.02     | 0         | 0.127    | 0    | 0        |
| Jan | 1972 | 0.72   | 0.19    | 0.53   | 0.03       | 0.01   | 0.14    | 0      | 0.53     | 0.02     | 0         | 0.164    | 0    | 0        |
| Feb | 1972 | 0.79   | 0.2     | 0.59   | 0.04       | 0.01   | 0.13    | 0      | 0.61     | 0.04     | 0         | 0.159    | 0    | 0        |
| Mar | 1972 | 0.9    | 0.26    | 0.64   | 0.07       | 0.01   | 0.14    | 0      | 0.67     | 0.07     | 0.01      | 0.183    | 0    | 0        |
| Apr | 1972 | 1.99   | 4.39    | -2.4   | 0.13       | 0.07   | 0.06    | 1.72   | 0        | 0.1      | 0         | 0.128    | 0    | 0        |
| May | 1972 | 0.15   | 0.23    | -0.07  | 0.07       | 0.01   | 0.07    | 0      | 0        | 0.12     | 0         | 0.11     | 0    | 0        |
| Jun | 1972 | 0.16   | 0.25    | -0.09  | 0.07       | 0      | 0.09    | 0      | 0        | 0.15     | 0         | 0.101    | 0    | 0        |
| Jul | 1972 | 0.54   | 0.25    | 0.29   | 0.03       | 0.01   | 0.13    | 0      | 0.36     | 0.16     | 0         | 0.09     | 0    | 0        |
| Aug | 1972 | 0.64   | 0.37    | 0.27   | 0.07       | 0      | 0.14    | 0      | 0.43     | 0.23     | 0         | 0.139    | 0    | 0        |
| Sep | 1972 | 1.25   | 0.27    | 0.99   | 0.14       | 0.06   | 0.13    | 0      | 0.93     | 0.15     | 0         | 0.118    | 0    | 0        |
| Oct | 1972 | 2.08   | 3.37    | -1.28  | 0.14       | 0.13   | 0.07    | 1.74   | 0        | 0.09     | 0         | 0.121    | 3.15 | 0        |
| Nov | 1972 | 0.4    | 0.15    | 0.26   | 0.13       | 0.17   | 0.1     | 0      | 0        | 0.04     | 0         | 0.111    | 0    | 0        |
| Dec | 1972 | 0.37   | 0.16    | 0.21   | 0.08       | 0.05   | 0.13    | 0      | 0.11     | 0.02     | 0         | 0.138    | 0    | 0        |
| Jan | 1973 | 1.01   | 0.18    | 0.83   | 0.13       | 0.07   | 0.15    | 0      | 0.65     | 0.02     | 0         | 0.157    | 0    | 0        |
| Feb | 1973 | 0.96   | 0.22    | 0.74   | 0.1        | 0.05   | 0.13    | 0      | 0.68     | 0.05     | 0         | 0.175    | 0    | 0        |




| Mon | Year | Inflow | Outflow | Change | Precip Vol | Bank   |         | Drwdwn |          |          |           | Drdn     |      | Spillway |
|-----|------|--------|---------|--------|------------|--------|---------|--------|----------|----------|-----------|----------|------|----------|
|     |      |        |         |        |            | Runoff | Seep In | In     | Spill In | Vol Evap | Vol Infil | Vol Seep | Pump |          |
| Mar | 1973 | 1.72   | 0.3     | 1.42   | 0.49       | 0.1    | 0.15    | 0      | 0.97     | 0.08     | 0         | 0.212    | 0    | 0        |
| Apr | 1973 | 2.31   | 5.6     | -3.29  | 0.25       | 0.24   | 0.06    | 1.76   | 0        | 0.11     | 0         | 0.142    | 5.35 | 0        |
| May | 1973 | 0.36   | 0.25    | 0.11   | 0.17       | 0.07   | 0.11    | 0      | 0        | 0.13     | 0         | 0.12     | 0    | 0        |
| Jun | 1973 | 0.34   | 0.33    | 0.01   | 0.12       | 0.04   | 0.13    | 0      | 0.05     | 0.2      | 0         | 0.134    | 0    | 0        |
| Jul | 1973 | 0.69   | 0.32    | 0.36   | 0.08       | 0      | 0.13    | 0      | 0.47     | 0.21     | 0         | 0.119    | 0    | 0        |
| Aug | 1973 | 0.67   | 0.41    | 0.25   | 0.05       | 0.01   | 0.14    | 0      | 0.47     | 0.25     | 0.01      | 0.152    | 0    | 0        |
| Sep | 1973 | 1.4    | 0.34    | 1.06   | 0.23       | 0.08   | 0.13    | 0      | 0.96     | 0.19     | 0         | 0.147    | 0    | 0        |
| Oct | 1973 | 2.01   | 4.02    | -2.01  | 0.12       | 0.1    | 0.06    | 1.74   | 0        | 0.09     | 0         | 0.126    | 3.81 | 0        |
| Nov | 1973 | 0.59   | 0.14    | 0.45   | 0.23       | 0.28   | 0.08    | 0      | 0        | 0.04     | 0         | 0.109    | 0    | 0        |
| Dec | 1973 | 0.79   | 0.16    | 0.63   | 0.18       | 0.13   | 0.13    | 0      | 0.36     | 0.02     | 0         | 0.144    | 0    | 0        |
| Jan | 1974 | 0.79   | 0.17    | 0.61   | 0.05       | 0.02   | 0.15    | 0      | 0.57     | 0.02     | 0         | 0.154    | 0    | 0        |
| Feb | 1974 | 0.83   | 0.21    | 0.61   | 0.08       | 0.02   | 0.13    | 0      | 0.6      | 0.04     | 0         | 0.167    | 0    | 0        |
| Mar | 1974 | 1.14   | 0.3     | 0.85   | 0.16       | 0.03   | 0.15    | 0      | 0.81     | 0.08     | 0         | 0.212    | 0    | 0        |
| Apr | 1974 | 1.92   | 5.18    | -3.26  | 0.12       | 0.02   | 0.07    | 1.71   | 0        | 0.12     | 0         | 0.147    | 4.92 | 0        |
| May | 1974 | 0.29   | 0.23    | 0.07   | 0.15       | 0.07   | 0.07    | 0      | 0        | 0.12     | 0         | 0.109    | 0    | 0        |
| Jun | 1974 | 0.35   | 0.22    | 0.13   | 0.12       | 0.12   | 0.11    | 0      | 0        | 0.13     | 0         | 0.089    | 0    | 0        |
| Jul | 1974 | 0.66   | 0.39    | 0.27   | 0.09       | 0.01   | 0.13    | 0      | 0.43     | 0.24     | 0.01      | 0.141    | 0    | 0        |
| Aug | 1974 | 0.71   | 0.31    | 0.4    | 0.09       | 0      | 0.14    | 0      | 0.48     | 0.2      | 0         | 0.118    | 0    | 0        |
| Sep | 1974 | 1.37   | 0.32    | 1.04   | 0.2        | 0.07   | 0.13    | 0      | 0.97     | 0.18     | 0.01      | 0.139    | 0    | 0        |
| Oct | 1974 | 1.93   | 3.84    | -1.91  | 0.08       | 0.03   | 0.07    | 1.75   | 0        | 0.09     | 0         | 0.127    | 3.62 | 0        |
| Nov | 1974 | 0.42   | 0.12    | 0.3    | 0.14       | 0.19   | 0.09    | 0      | 0        | 0.03     | 0         | 0.089    | 0    | 0        |
| Dec | 1974 | 0.24   | 0.12    | 0.12   | 0.05       | 0.05   | 0.13    | 0      | 0.02     | 0.01     | 0         | 0.109    | 0    | 0        |
| Jan | 1975 | 0.95   | 0.15    | 0.8    | 0.11       | 0.09   | 0.15    | 0      | 0.61     | 0.02     | 0         | 0.133    | 0    | 0        |
| Feb | 1975 | 1.07   | 0.21    | 0.86   | 0.17       | 0.06   | 0.13    | 0      | 0.7      | 0.04     | 0         | 0.163    | 0    | 0        |
| Mar | 1975 | 1.52   | 0.31    | 1.22   | 0.38       | 0.06   | 0.15    | 0      | 0.94     | 0.09     | 0         | 0.217    | 0    | 0        |
| Apr | 1975 | 1.84   | 5.17    | -3.32  | 0.05       | 0      | 0.07    | 1.72   | 0        | 0.12     | 0         | 0.145    | 0    | 0        |
| May | 1975 | 0.16   | 0.21    | -0.05  | 0.08       | 0      | 0.08    | 0      | 0        | 0.11     | 0         | 0.103    | 0    | 0        |
| Jun | 1975 | 0.18   | 0.21    | -0.04  | 0.08       | 0.01   | 0.09    | 0      | 0        | 0.13     | 0         | 0.087    | 0    | 0        |
| Jul | 1975 | 0.45   | 0.29    | 0.16   | 0.05       | 0      | 0.13    | 0      | 0.27     | 0.18     | 0         | 0.107    | 0    | 0        |
| Aug | 1975 | 0.85   | 0.36    | 0.49   | 0.15       | 0.04   | 0.14    | 0      | 0.52     | 0.22     | 0         | 0.133    | 0    | 0        |
| Sep | 1975 | 1.27   | 0.32    | 0.95   | 0.16       | 0.05   | 0.13    | 0      | 0.94     | 0.18     | 0         | 0.141    | 0    | 0        |
| Oct | 1975 | 1.85   | 3.4     | -1.55  | 0.03       | 0.01   | 0.07    | 1.75   | 0        | 0.09     | 0         | 0.119    | 3.19 | 0        |
| Nov | 1975 | 0.2    | 0.14    | 0.07   | 0.08       | 0.05   | 0.07    | 0      | 0        | 0.03     | 0         | 0.101    | 0    | 0        |
| Dec | 1975 | 0.39   | 0.11    | 0.28   | 0.11       | 0.17   | 0.12    | 0      | 0        | 0.01     | 0         | 0.1      | 0    | 0        |
| Jan | 1976 | 0.72   | 0.14    | 0.58   | 0.02       | 0.01   | 0.14    | 0      | 0.55     | 0.02     | 0         | 0.125    | 0    | 0        |
| Feb | 1976 | 0.78   | 0.19    | 0.59   | 0.05       | 0.01   | 0.13    | 0      | 0.59     | 0.04     | 0.01      | 0.143    | 0    | 0        |
| Mar | 1976 | 1.08   | 0.25    | 0.84   | 0.14       | 0.04   | 0.15    | 0      | 0.76     | 0.07     | 0.01      | 0.173    | 0    | 0        |
| Apr | 1976 | 1.91   | 4.16    | -2.25  | 0.08       | 0.05   | 0.06    | 1.72   | 0        | 0.1      | 0         | 0.129    | 3.93 | 0        |



| Mon | Year | Inflow | Outflow | Change | Precip Vol | Bank   |         | Drwdwn |          |          |           | Drdn     |      |          |
|-----|------|--------|---------|--------|------------|--------|---------|--------|----------|----------|-----------|----------|------|----------|
|     |      |        |         |        |            | Runoff | Seep In | In     | Spill In | Vol Evap | Vol Infil | Vol Seep | Pump | Spillway |
| May | 1976 | 0.32   | 0.23    | 0.09   | 0.15       | 0.1    | 0.07    | 0      | 0        | 0.12     | 0         | 0.11     | 0    | 0        |
| Jun | 1976 | 0.41   | 0.24    | 0.17   | 0.15       | 0.14   | 0.11    | 0      | 0.01     | 0.14     | 0         | 0.097    | 0    | 0        |
| Jul | 1976 | 0.8    | 0.34    | 0.45   | 0.09       | 0.02   | 0.13    | 0      | 0.56     | 0.22     | 0         | 0.124    | 0    | 0        |
| Aug | 1976 | 0.64   | 0.38    | 0.26   | 0.05       | 0      | 0.14    | 0      | 0.45     | 0.24     | 0         | 0.141    | 0    | 0        |
| Sep | 1976 | 0.96   | 0.36    | 0.6    | 0.05       | 0      | 0.12    | 0      | 0.79     | 0.2      | 0         | 0.157    | 0    | 0        |
| Oct | 1976 | 1.93   | 3.55    | -1.62  | 0.08       | 0.03   | 0.07    | 1.75   | 0        | 0.09     | 0         | 0.121    | 3.34 | 0        |
| Nov | 1976 | 0.13   | 0.15    | -0.02  | 0.04       | 0.02   | 0.06    | 0      | 0        | 0.04     | 0         | 0.111    | 0    | 0        |
| Dec | 1976 | 0.2    | 0.12    | 0.08   | 0.05       | 0.04   | 0.11    | 0      | 0        | 0.01     | 0         | 0.11     | 0    | 0        |
| Jan | 1977 | 0.7    | 0.14    | 0.56   | 0.06       | 0.03   | 0.14    | 0      | 0.46     | 0.02     | 0         | 0.124    | 0    | 0        |
| Feb | 1977 | 0.8    | 0.18    | 0.61   | 0.05       | 0.01   | 0.13    | 0      | 0.61     | 0.04     | 0         | 0.145    | 0    | 0        |
| Mar | 1977 | 1.42   | 0.25    | 1.17   | 0.29       | 0.09   | 0.15    | 0      | 0.89     | 0.07     | 0         | 0.176    | 0    | 0        |
| Apr | 1977 | 1.93   | 4.28    | -2.36  | 0.09       | 0.04   | 0.06    | 1.73   | 0        | 0.1      | 0         | 0.129    | 4.05 | 0        |
| May | 1977 | 0.14   | 0.23    | -0.09  | 0.06       | 0      | 0.07    | 0      | 0        | 0.12     | 0         | 0.111    | 0    | 0        |
| Jun | 1977 | 0.14   | 0.21    | -0.07  | 0.06       | 0      | 0.08    | 0      | 0        | 0.13     | 0         | 0.086    | 0    | 0        |
| Jul | 1977 | 0.6    | 0.26    | 0.34   | 0.08       | 0.02   | 0.13    | 0      | 0.37     | 0.16     | 0         | 0.095    | 0    | 0        |
| Aug | 1977 | 0.96   | 0.34    | 0.62   | 0.17       | 0.06   | 0.14    | 0      | 0.59     | 0.21     | 0         | 0.125    | 0    | 0        |
| Sep | 1977 | 1.44   | 0.37    | 1.07   | 0.27       | 0.06   | 0.13    | 0      | 0.97     | 0.2      | 0.01      | 0.158    | 0    | 0        |
| Oct | 1977 | 1.89   | 3.82    | -1.93  | 0.06       | 0.03   | 0.07    | 1.74   | 0        | 0.09     | 0         | 0.124    | 3.61 | 0        |
| Nov | 1977 | 0.32   | 0.13    | 0.18   | 0.12       | 0.12   | 0.08    | 0      | 0        | 0.03     | 0         | 0.101    | 0    | 0        |
| Dec | 1977 | 0.31   | 0.11    | 0.2    | 0.06       | 0.09   | 0.13    | 0      | 0.03     | 0.01     | 0         | 0.099    | 0    | 0        |
| Jan | 1978 | 0.71   | 0.14    | 0.57   | 0.03       | 0.02   | 0.14    | 0      | 0.52     | 0.02     | 0         | 0.122    | 0    | 0        |
| Feb | 1978 | 0.89   | 0.16    | 0.73   | 0.08       | 0.04   | 0.13    | 0      | 0.65     | 0.03     | 0         | 0.128    | 0    | 0        |
| Mar | 1978 | 1.41   | 0.25    | 1.16   | 0.25       | 0.11   | 0.15    | 0      | 0.9      | 0.07     | 0         | 0.177    | 0    | 0        |
| Apr | 1978 | 1.85   | 4.7     | -2.85  | 0.07       | 0      | 0.07    | 1.71   | 0        | 0.1      | 0         | 0.129    | 4.47 | 0        |
| May | 1978 | 0.38   | 0.21    | 0.17   | 0.16       | 0.13   | 0.08    | 0      | 0        | 0.11     | 0         | 0.1      | 0    | 0        |
| Jun | 1978 | 0.22   | 0.23    | -0.01  | 0.09       | 0.03   | 0.1     | 0      | 0        | 0.14     | 0         | 0.094    | 0    | 0        |
| Jul | 1978 | 0.72   | 0.35    | 0.37   | 0.13       | 0.03   | 0.14    | 0      | 0.42     | 0.22     | 0.01      | 0.126    | 0    | 0        |
| Aug | 1978 | 0.68   | 0.31    | 0.37   | 0.06       | 0      | 0.14    | 0      | 0.48     | 0.19     | 0         | 0.116    | 0    | 0        |
| Sep | 1978 | 1.05   | 0.36    | 0.69   | 0.09       | 0.01   | 0.13    | 0      | 0.83     | 0.2      | 0.01      | 0.158    | 0    | 0        |
| Oct | 1978 | 1.93   | 3.47    | -1.54  | 0.07       | 0.05   | 0.07    | 1.74   | 0        | 0.09     | 0         | 0.121    | 3.26 | 0        |
| Nov | 1978 | 0.38   | 0.13    | 0.24   | 0.13       | 0.17   | 0.08    | 0      | 0        | 0.03     | 0         | 0.1      | 0    | 0        |
| Dec | 1978 | 0.37   | 0.12    | 0.25   | 0.09       | 0.1    | 0.13    | 0      | 0.04     | 0.01     | 0         | 0.107    | 0    | 0        |
| Jan | 1979 | 0.9    | 0.16    | 0.74   | 0.07       | 0.05   | 0.15    | 0      | 0.64     | 0.02     | 0         | 0.145    | 0    | 0        |
| Feb | 1979 | 1.07   | 0.2     | 0.87   | 0.19       | 0.07   | 0.13    | 0      | 0.67     | 0.04     | 0         | 0.159    | 0    | 0        |
| Mar | 1979 | 1.33   | 0.29    | 1.04   | 0.26       | 0.05   | 0.15    | 0      | 0.88     | 0.08     | 0         | 0.209    | 0    | 0        |
| Apr | 1979 | 2.07   | 5.24    | -3.17  | 0.18       | 0.07   | 0.06    | 1.76   | 0        | 0.12     | 0         | 0.144    | 4.98 | 0        |
| May | 1979 | 0.45   | 0.2     | 0.25   | 0.19       | 0.17   | 0.1     | 0      | 0        | 0.1      | 0         | 0.096    | 0    | 0        |
| Jun | 1979 | 0.18   | 0.21    | -0.03  | 0.06       | 0      | 0.12    | 0      | 0        | 0.12     | 0         | 0.085    | 0    | 0        |



| Mon | Year | Inflow | Outflow | Change | Precip Vol | Bank   |         | Drwdwn |          |          |           | Drdn     |      |          |
|-----|------|--------|---------|--------|------------|--------|---------|--------|----------|----------|-----------|----------|------|----------|
|     |      |        |         |        |            | Runoff | Seep In | In     | Spill In | Vol Evap | Vol Infil | Vol Seep | Pump | Spillway |
| Jul | 1979 | 0.8    | 0.41    | 0.39   | 0.14       | 0.03   | 0.13    | 0      | 0.5      | 0.26     | 0.01      | 0.148    | 0    | 0        |
| Aug | 1979 | 0.71   | 0.34    | 0.37   | 0.09       | 0      | 0.14    | 0      | 0.48     | 0.21     | 0         | 0.127    | 0    | 0        |
| Sep | 1979 | 1.06   | 0.35    | 0.71   | 0.08       | 0.01   | 0.13    | 0      | 0.84     | 0.19     | 0         | 0.152    | 0    | 0        |
| Oct | 1979 | 1.93   | 3.58    | -1.65  | 0.08       | 0.04   | 0.07    | 1.74   | 0        | 0.09     | 0         | 0.118    | 3.38 | 0        |
| Nov | 1979 | 0.23   | 0.14    | 0.09   | 0.07       | 0.08   | 0.08    | 0      | 0        | 0.03     | 0         | 0.101    | 0    | 0        |
| Dec | 1979 | 0.33   | 0.11    | 0.22   | 0.08       | 0.12   | 0.12    | 0      | 0.01     | 0.01     | 0         | 0.099    | 0    | 0        |
| Jan | 1980 | 0.73   | 0.14    | 0.59   | 0.02       | 0      | 0.14    | 0      | 0.56     | 0.02     | 0         | 0.121    | 0    | 0        |
| Feb | 1980 | 0.77   | 0.18    | 0.6    | 0.04       | 0.01   | 0.13    | 0      | 0.59     | 0.04     | 0         | 0.138    | 0    | 0        |
| Mar | 1980 | 1.07   | 0.24    | 0.82   | 0.15       | 0.04   | 0.15    | 0      | 0.74     | 0.07     | 0         | 0.175    | 0    | 0        |
| Apr | 1980 | 1.87   | 4.27    | -2.39  | 0.08       | 0      | 0.07    | 1.73   | 0        | 0.1      | 0         | 0.13     | 4.04 | 0        |
| May | 1980 | 0.27   | 0.22    | 0.05   | 0.12       | 0.07   | 0.08    | 0      | 0        | 0.12     | 0         | 0.108    | 0    | 0        |
| Jun | 1980 | 0.26   | 0.26    | 0      | 0.1        | 0.07   | 0.09    | 0      | 0        | 0.16     | 0         | 0.106    | 0    | 0        |
| Jul | 1980 | 0.49   | 0.25    | 0.24   | 0.01       | 0      | 0.13    | 0      | 0.35     | 0.16     | 0         | 0.092    | 0    | 0        |
| Aug | 1980 | 0.53   | 0.36    | 0.17   | 0.01       | 0      | 0.13    | 0      | 0.39     | 0.22     | 0.01      | 0.133    | 0    | 0        |
| Sep | 1980 | 1.14   | 0.26    | 0.87   | 0.11       | 0.03   | 0.13    | 0      | 0.87     | 0.14     | 0.01      | 0.113    | 0    | 0        |
| Oct | 1980 | 1.93   | 3.2     | -1.28  | 0.07       | 0.05   | 0.07    | 1.74   | 0        | 0.09     | 0         | 0.125    | 2.99 | 0        |
| Nov | 1980 | 0.16   | 0.14    | 0.02   | 0.06       | 0.04   | 0.07    | 0      | 0        | 0.04     | 0         | 0.109    | 0    | 0        |
| Dec | 1980 | 0.17   | 0.12    | 0.05   | 0.03       | 0.03   | 0.11    | 0      | 0        | 0.01     | 0         | 0.106    | 0    | 0        |
| Jan | 1981 | 0.61   | 0.15    | 0.46   | 0.03       | 0      | 0.14    | 0      | 0.44     | 0.02     | 0         | 0.127    | 0    | 0        |
| Feb | 1981 | 0.87   | 0.18    | 0.68   | 0.08       | 0.03   | 0.13    | 0      | 0.62     | 0.04     | 0         | 0.145    | 0    | 0        |
| Mar | 1981 | 1.03   | 0.24    | 0.79   | 0.12       | 0.02   | 0.14    | 0      | 0.75     | 0.07     | 0         | 0.173    | 0    | 0        |
| Apr | 1981 | 1.88   | 3.92    | -2.04  | 0.06       | 0.02   | 0.07    | 1.73   | 0        | 0.1      | 0         | 0.125    | 3.69 | 0        |
| May | 1981 | 0.43   | 0.21    | 0.22   | 0.2        | 0.15   | 0.08    | 0      | 0        | 0.11     | 0         | 0.103    | 0    | 0        |
| Jun | 1981 | 0.23   | 0.22    | 0.01   | 0.09       | 0.03   | 0.11    | 0      | 0        | 0.13     | 0         | 0.088    | 0    | 0        |
| Jul | 1981 | 0.76   | 0.41    | 0.36   | 0.13       | 0.02   | 0.13    | 0      | 0.48     | 0.26     | 0         | 0.149    | 0    | 0        |
| Aug | 1981 | 1.15   | 0.43    | 0.72   | 0.27       | 0.08   | 0.14    | 0      | 0.66     | 0.27     | 0         | 0.161    | 0    | 0        |
| Sep | 1981 | 0.92   | 0.34    | 0.58   | 0.02       | 0      | 0.12    | 0      | 0.78     | 0.19     | 0         | 0.15     | 0    | 0        |
| Oct | 1981 | 1.99   | 3.77    | -1.78  | 0.11       | 0.07   | 0.06    | 1.74   | 0        | 0.09     | 0         | 0.122    | 0    | 0        |
| Nov | 1981 | 0.14   | 0.14    | 0      | 0.04       | 0.03   | 0.07    | 0      | 0        | 0.03     | 0         | 0.105    | 0    | 0        |
| Dec | 1981 | 0.14   | 0.12    | 0.02   | 0.02       | 0.01   | 0.11    | 0      | 0        | 0.01     | 0         | 0.104    | 0    | 0        |
| Jan | 1982 | 1.13   | 0.15    | 0.98   | 0.18       | 0.18   | 0.14    | 0      | 0.63     | 0.02     | 0         | 0.132    | 0    | 0        |
| Feb | 1982 | 0.88   | 0.17    | 0.71   | 0.06       | 0.03   | 0.13    | 0      | 0.66     | 0.04     | 0         | 0.138    | 0    | 0        |
| Mar | 1982 | 0.96   | 0.25    | 0.71   | 0.08       | 0.02   | 0.14    | 0      | 0.72     | 0.07     | 0         | 0.179    | 0    | 0        |
| Apr | 1982 | 1.85   | 4.41    | -2.56  | 0.07       | 0      | 0.07    | 1.71   | 0        | 0.1      | 0         | 0.126    | 4.18 | 0        |
| May | 1982 | 0.19   | 0.21    | -0.02  | 0.09       | 0.01   | 0.08    | 0      | 0        | 0.11     | 0         | 0.1      | 0    | 0        |
| Jun | 1982 | 0.32   | 0.26    | 0.06   | 0.16       | 0.08   | 0.09    | 0      | 0        | 0.15     | 0         | 0.104    | 0    | 0        |
| Jul | 1982 | 0.56   | 0.26    | 0.3    | 0.06       | 0      | 0.13    | 0      | 0.37     | 0.17     | 0         | 0.097    | 0    | 0        |
| Aug | 1982 | 0.85   | 0.34    | 0.51   | 0.15       | 0.05   | 0.14    | 0      | 0.52     | 0.21     | 0         | 0.125    | 0    | 0        |



| Mon | Year | Inflow | Outflow | Change | Precip Vol | Bank   |         | Drwdwn |          |          |           | Drdn     |      |          |
|-----|------|--------|---------|--------|------------|--------|---------|--------|----------|----------|-----------|----------|------|----------|
|     |      |        |         |        |            | Runoff | Seep In | In     | Spill In | Vol Evap | Vol Infil | Vol Seep | Pump | Spillway |
| Sep | 1982 | 0.98   | 0.35    | 0.63   | 0.04       | 0      | 0.13    | 0      | 0.81     | 0.19     | 0.01      | 0.152    | 0    | 0        |
| Oct | 1982 | 1.94   | 3.41    | -1.47  | 0.09       | 0.03   | 0.07    | 1.74   | 0        | 0.09     | 0         | 0.121    | 3.2  | 0        |
| Nov | 1982 | 0.3    | 0.14    | 0.15   | 0.11       | 0.11   | 0.07    | 0      | 0        | 0.04     | 0         | 0.109    | 0    | 0        |
| Dec | 1982 | 1.03   | 0.15    | 0.89   | 0.27       | 0.35   | 0.13    | 0      | 0.28     | 0.02     | 0         | 0.13     | 0    | 0        |
| Jan | 1983 | 0.72   | 0.19    | 0.54   | 0.02       | 0      | 0.14    | 0      | 0.56     | 0.02     | 0         | 0.164    | 0    | 0        |
| Feb | 1983 | 0.81   | 0.22    | 0.59   | 0.05       | 0.02   | 0.13    | 0      | 0.61     | 0.05     | 0         | 0.174    | 0    | 0        |
| Mar | 1983 | 0.97   | 0.28    | 0.69   | 0.11       | 0.01   | 0.14    | 0      | 0.71     | 0.08     | 0         | 0.198    | 0    | 0        |
| Apr | 1983 | 2.07   | 4.85    | -2.78  | 0.18       | 0.05   | 0.07    | 1.78   | 0        | 0.11     | 0         | 0.135    | 4.61 | 0        |
| May | 1983 | 0.23   | 0.23    | 0      | 0.12       | 0.04   | 0.07    | 0      | 0        | 0.12     | 0         | 0.111    | 0    | 0        |
| Jun | 1983 | 0.22   | 0.27    | -0.04  | 0.11       | 0.03   | 0.09    | 0      | 0        | 0.16     | 0         | 0.109    | 0    | 0        |
| Jul | 1983 | 0.56   | 0.27    | 0.29   | 0.03       | 0      | 0.13    | 0      | 0.39     | 0.17     | 0         | 0.098    | 0    | 0        |
| Aug | 1983 | 0.61   | 0.38    | 0.22   | 0.06       | 0      | 0.14    | 0      | 0.41     | 0.23     | 0.01      | 0.141    | 0    | 0        |
| Sep | 1983 | 0.93   | 0.27    | 0.66   | 0.02       | 0      | 0.12    | 0      | 0.78     | 0.15     | 0         | 0.116    | 0    | 0        |
| Oct | 1983 | 1.88   | 3.09    | -1.2   | 0.06       | 0.01   | 0.07    | 1.74   | 0        | 0.09     | 0         | 0.121    | 2.87 | 0        |
| Nov | 1983 | 0.36   | 0.14    | 0.23   | 0.14       | 0.15   | 0.07    | 0      | 0        | 0.03     | 0         | 0.101    | 0    | 0        |
| Dec | 1983 | 0.29   | 0.11    | 0.18   | 0.05       | 0.08   | 0.13    | 0      | 0.03     | 0.01     | 0         | 0.101    | 0    | 0        |
| Jan | 1984 | 0.69   | 0.14    | 0.55   | 0.02       | 0.01   | 0.15    | 0      | 0.52     | 0.02     | 0         | 0.121    | 0    | 0        |
| Feb | 1984 | 0.94   | 0.17    | 0.78   | 0.11       | 0.05   | 0.13    | 0      | 0.65     | 0.03     | 0         | 0.13     | 0    | 0        |
| Mar | 1984 | 1.19   | 0.25    | 0.94   | 0.17       | 0.06   | 0.15    | 0      | 0.81     | 0.07     | 0         | 0.176    | 0    | 0        |
| Apr | 1984 | 1.96   | 4.62    | -2.65  | 0.12       | 0.03   | 0.07    | 1.74   | 0        | 0.1      | 0         | 0.129    | 4.38 | 0        |
| May | 1984 | 0.39   | 0.21    | 0.18   | 0.16       | 0.14   | 0.08    | 0      | 0        | 0.11     | 0         | 0.102    | 0    | 0        |
| Jun | 1984 | 0.18   | 0.24    | -0.05  | 0.06       | 0.02   | 0.1     | 0      | 0        | 0.14     | 0         | 0.096    | 0    | 0        |
| Jul | 1984 | 0.57   | 0.33    | 0.24   | 0.05       | 0      | 0.13    | 0      | 0.39     | 0.21     | 0         | 0.118    | 0    | 0        |
| Aug | 1984 | 0.6    | 0.37    | 0.23   | 0.05       | 0      | 0.13    | 0      | 0.42     | 0.23     | 0         | 0.137    | 0    | 0        |
| Sep | 1984 | 1.28   | 0.33    | 0.95   | 0.18       | 0.05   | 0.13    | 0      | 0.92     | 0.18     | 0         | 0.145    | 0    | 0        |
| Oct | 1984 | 2.35   | 3.53    | -1.18  | 0.26       | 0.27   | 0.05    | 1.78   | 0        | 0.08     | 0         | 0.114    | 0    | 0        |
| Nov | 1984 | 0.44   | 0.16    | 0.28   | 0.19       | 0.15   | 0.11    | 0      | 0        | 0.04     | 0         | 0.12     | 0    | 0        |
| Dec | 1984 | 0.79   | 0.17    | 0.62   | 0.17       | 0.12   | 0.13    | 0      | 0.36     | 0.02     | 0         | 0.149    | 0    | 0        |
| Jan | 1985 | 0.81   | 0.18    | 0.64   | 0.05       | 0.02   | 0.15    | 0      | 0.59     | 0.02     | 0         | 0.155    | 0    | 0        |
| Feb | 1985 | 1.06   | 0.21    | 0.85   | 0.17       | 0.07   | 0.13    | 0      | 0.69     | 0.04     | 0         | 0.166    | 0    | 0        |
| Mar | 1985 | 1.45   | 0.31    | 1.13   | 0.34       | 0.05   | 0.15    | 0      | 0.91     | 0.09     | 0         | 0.221    | 0    | 0        |
| Apr | 1985 | 1.96   | 5.76    | -3.8   | 0.11       | 0.05   | 0.07    | 1.74   | 0        | 0.12     | 0         | 0.145    | 0    | 0        |
| May | 1985 | 0.18   | 0.23    | -0.05  | 0.08       | 0.03   | 0.07    | 0      | 0        | 0.12     | 0         | 0.112    | 0    | 0        |
| Jun | 1985 | 0.13   | 0.25    | -0.12  | 0.04       | 0      | 0.09    | 0      | 0        | 0.15     | 0         | 0.102    | 0    | 0        |
| Jul | 1985 | 0.52   | 0.28    | 0.24   | 0.07       | 0.01   | 0.13    | 0      | 0.31     | 0.18     | 0         | 0.101    | 0    | 0        |
| Aug | 1985 | 0.82   | 0.37    | 0.46   | 0.11       | 0.03   | 0.14    | 0      | 0.55     | 0.23     | 0         | 0.138    | 0    | 0        |
| Sep | 1985 | 1      | 0.3     | 0.7    | 0.07       | 0      | 0.12    | 0      | 0.8      | 0.16     | 0         | 0.13     | 0    | 0        |
| Oct | 1985 | 1.95   | 3.2     | -1.25  | 0.09       | 0.05   | 0.07    | 1.74   | 0        | 0.09     | 0         | 0.124    | 2.99 | 0        |



| Mon | Year | Inflow | Outflow | Change | Precip Vol | Bank   |         | Drwdwn |          |          |           | Drdn     |      |          |
|-----|------|--------|---------|--------|------------|--------|---------|--------|----------|----------|-----------|----------|------|----------|
|     |      |        |         |        |            | Runoff | Seep In | In     | Spill In | Vol Evap | Vol Infil | Vol Seep | Pump | Spillway |
| Nov | 1985 | 0.55   | 0.14    | 0.41   | 0.2        | 0.27   | 0.08    | 0      | 0        | 0.04     | 0         | 0.107    | 0    | 0        |
| Dec | 1985 | 0.36   | 0.16    | 0.2    | 0.04       | 0.03   | 0.13    | 0      | 0.16     | 0.02     | 0         | 0.138    | 0    | 0        |
| Jan | 1986 | 0.67   | 0.17    | 0.5    | 0.01       | 0      | 0.14    | 0      | 0.51     | 0.02     | 0         | 0.145    | 0    | 0        |
| Feb | 1986 | 0.85   | 0.19    | 0.67   | 0.07       | 0.02   | 0.13    | 0      | 0.63     | 0.04     | 0         | 0.146    | 0    | 0        |
| Mar | 1986 | 0.89   | 0.26    | 0.63   | 0.06       | 0.01   | 0.14    | 0      | 0.68     | 0.07     | 0         | 0.181    | 0    | 0        |
| Apr | 1986 | 2.09   | 4.55    | -2.46  | 0.2        | 0.07   | 0.06    | 1.76   | 0        | 0.1      | 0         | 0.13     | 4.31 | 0        |
| May | 1986 | 0.22   | 0.24    | -0.02  | 0.12       | 0.03   | 0.07    | 0      | 0        | 0.12     | 0         | 0.114    | 0    | 0        |
| Jun | 1986 | 0.19   | 0.26    | -0.07  | 0.08       | 0.02   | 0.09    | 0      | 0        | 0.15     | 0         | 0.105    | 0    | 0        |
| Jul | 1986 | 0.49   | 0.26    | 0.23   | 0.02       | 0      | 0.13    | 0      | 0.34     | 0.16     | 0         | 0.094    | 0    | 0        |
| Aug | 1986 | 0.77   | 0.39    | 0.38   | 0.13       | 0.01   | 0.14    | 0      | 0.49     | 0.24     | 0.01      | 0.144    | 0    | 0        |
| Sep | 1986 | 1.07   | 0.28    | 0.79   | 0.08       | 0.02   | 0.13    | 0      | 0.84     | 0.16     | 0         | 0.123    | 0    | 0        |
| Oct | 1986 | 2.01   | 3.35    | -1.34  | 0.11       | 0.04   | 0.07    | 1.79   | 0        | 0.09     | 0         | 0.127    | 3.13 | 0        |
| Nov | 1986 | 0.15   | 0.15    | 0      | 0.06       | 0.03   | 0.07    | 0      | 0        | 0.04     | 0         | 0.11     | 0    | 0        |
| Dec | 1986 | 0.13   | 0.13    | 0      | 0.02       | 0.01   | 0.1     | 0      | 0        | 0.02     | 0         | 0.115    | 0    | 0        |
| Jan | 1987 | 0.75   | 0.14    | 0.6    | 0.07       | 0.06   | 0.14    | 0      | 0.47     | 0.02     | 0         | 0.126    | 0    | 0        |
| Feb | 1987 | 1.09   | 0.18    | 0.91   | 0.2        | 0.09   | 0.13    | 0      | 0.68     | 0.04     | 0         | 0.144    | 0    | 0        |
| Mar | 1987 | 1.18   | 0.24    | 0.94   | 0.14       | 0.06   | 0.15    | 0      | 0.84     | 0.07     | 0         | 0.173    | 0    | 0        |
| Apr | 1987 | 1.81   | 4.3     | -2.49  | 0.02       | 0      | 0.07    | 1.71   | 0        | 0.1      | 0         | 0.127    | 4.07 | 0        |
| May | 1987 | 0.3    | 0.21    | 0.09   | 0.13       | 0.08   | 0.09    | 0      | 0        | 0.11     | 0         | 0.101    | 0    | 0        |
| Jun | 1987 | 0.14   | 0.26    | -0.11  | 0.06       | 0      | 0.08    | 0      | 0        | 0.15     | 0         | 0.104    | 0    | 0        |
| Jul | 1987 | 0.48   | 0.27    | 0.21   | 0.06       | 0      | 0.13    | 0      | 0.29     | 0.17     | 0         | 0.099    | 0    | 0        |
| Aug | 1987 | 0.74   | 0.36    | 0.38   | 0.1        | 0.02   | 0.14    | 0      | 0.48     | 0.22     | 0.01      | 0.134    | 0    | 0        |
| Sep | 1987 | 1.21   | 0.3     | 0.91   | 0.13       | 0.05   | 0.13    | 0      | 0.91     | 0.17     | 0         | 0.134    | 0    | 0        |
| Oct | 1987 | 1.96   | 3.32    | -1.36  | 0.09       | 0.06   | 0.07    | 1.74   | 0        | 0.09     | 0         | 0.123    | 3.11 | 0        |
| Nov | 1987 | 0.33   | 0.13    | 0.2    | 0.11       | 0.14   | 0.08    | 0      | 0        | 0.03     | 0         | 0.097    | 0    | 0        |
| Dec | 1987 | 0.88   | 0.13    | 0.75   | 0.24       | 0.26   | 0.14    | 0      | 0.25     | 0.02     | 0         | 0.116    | 0    | 0        |
| Jan | 1988 | 0.82   | 0.18    | 0.64   | 0.05       | 0.02   | 0.15    | 0      | 0.6      | 0.02     | 0         | 0.157    | 0    | 0        |
| Feb | 1988 | 0.86   | 0.23    | 0.64   | 0.11       | 0.02   | 0.13    | 0      | 0.6      | 0.05     | 0         | 0.176    | 0    | 0        |
| Mar | 1988 | 1.47   | 0.29    | 1.18   | 0.36       | 0.06   | 0.15    | 0      | 0.91     | 0.08     | 0         | 0.21     | 0    | 0        |
| Apr | 1988 | 1.94   | 5.43    | -3.49  | 0.1        | 0.01   | 0.07    | 1.76   | 0        | 0.12     | 0         | 0.147    | 0    | 0        |
| May | 1988 | 0.22   | 0.22    | 0      | 0.08       | 0.06   | 0.08    | 0      | 0        | 0.11     | 0         | 0.105    | 0    | 0        |
| Jun | 1988 | 0.12   | 0.21    | -0.09  | 0.03       | 0.01   | 0.08    | 0      | 0        | 0.13     | 0         | 0.087    | 0    | 0        |
| Jul | 1988 | 0.59   | 0.28    | 0.31   | 0.1        | 0.04   | 0.14    | 0      | 0.31     | 0.18     | 0         | 0.101    | 0    | 0        |
| Aug | 1988 | 0.67   | 0.38    | 0.29   | 0.07       | 0      | 0.14    | 0      | 0.47     | 0.23     | 0.01      | 0.139    | 0    | 0        |
| Sep | 1988 | 1.1    | 0.27    | 0.83   | 0.1        | 0.01   | 0.13    | 0      | 0.86     | 0.15     | 0         | 0.118    | 0    | 0        |
| Oct | 1988 | 1.88   | 3.22    | -1.34  | 0.05       | 0.02   | 0.07    | 1.74   | 0        | 0.09     | 0         | 0.126    | 3    | 0        |
| Nov | 1988 | 0.47   | 0.13    | 0.34   | 0.17       | 0.23   | 0.08    | 0      | 0        | 0.03     | 0         | 0.1      | 0    | 0        |
| Dec | 1988 | 0.3    | 0.13    | 0.18   | 0.06       | 0.05   | 0.13    | 0      | 0.05     | 0.01     | 0         | 0.111    | 0    | 0        |





| Mon | Year | Inflow | Outflow | Change | Precip Vol | Bank   |         | Drwdwn |          |          |           | Drdn     |      |          |
|-----|------|--------|---------|--------|------------|--------|---------|--------|----------|----------|-----------|----------|------|----------|
|     |      |        |         |        |            | Runoff | Seep In | In     | Spill In | Vol Evap | Vol Infil | Vol Seep | Pump | Spillway |
| Jan | 1989 | 0.89   | 0.15    | 0.73   | 0.08       | 0.05   | 0.15    | 0      | 0.61     | 0.02     | 0         | 0.135    | 0    | 0        |
| Feb | 1989 | 1.4    | 0.21    | 1.19   | 0.33       | 0.11   | 0.13    | 0      | 0.83     | 0.04     | 0         | 0.168    | 0    | 0        |
| Mar | 1989 | 1.19   | 0.3     | 0.89   | 0.21       | 0.03   | 0.15    | 0      | 0.8      | 0.08     | 0.01      | 0.207    | 0    | 0        |
| Apr | 1989 | 1.83   | 5.18    | -3.35  | 0.03       | 0      | 0.07    | 1.74   | 0        | 0.12     | 0         | 0.144    | 4.93 | 0        |
| May | 1989 | 0.32   | 0.22    | 0.1    | 0.15       | 0.09   | 0.08    | 0      | 0        | 0.11     | 0         | 0.106    | 0    | 0        |
| Jun | 1989 | 0.21   | 0.27    | -0.06  | 0.11       | 0.02   | 0.09    | 0      | 0        | 0.16     | 0         | 0.109    | 0    | 0        |
| Jul | 1989 | 0.68   | 0.27    | 0.41   | 0.12       | 0.03   | 0.14    | 0      | 0.4      | 0.17     | 0         | 0.099    | 0    | 0        |
| Aug | 1989 | 0.65   | 0.34    | 0.31   | 0.07       | 0      | 0.14    | 0      | 0.45     | 0.22     | 0         | 0.129    | 0    | 0        |
| Sep | 1989 | 1.08   | 0.35    | 0.73   | 0.08       | 0.01   | 0.13    | 0      | 0.86     | 0.2      | 0         | 0.154    | 0    | 0        |
| Oct | 1989 | 1.82   | 3.34    | -1.52  | 0.01       | 0      | 0.06    | 1.74   | 0        | 0.09     | 0         | 0.117    | 3.13 | 0        |
| Nov | 1989 | 0.08   | 0.11    | -0.03  | 0.01       | 0      | 0.07    | 0      | 0        | 0.03     | 0         | 0.086    | 0    | 0        |
| Dec | 1989 | 0.1    | 0.09    | 0      | 0.01       | 0      | 0.09    | 0      | 0        | 0.01     | 0         | 0.083    | 0    | 0        |
| Jan | 1990 | 0.91   | 0.13    | 0.78   | 0.12       | 0.17   | 0.14    | 0      | 0.48     | 0.02     | 0         | 0.115    | 0    | 0        |
| Feb | 1990 | 1.12   | 0.17    | 0.95   | 0.16       | 0.11   | 0.13    | 0      | 0.71     | 0.04     | 0         | 0.134    | 0    | 0        |
| Mar | 1990 | 1.41   | 0.25    | 1.17   | 0.26       | 0.1    | 0.15    | 0      | 0.91     | 0.07     | 0         | 0.175    | 0    | 0        |
| Apr | 1990 | 2.02   | 4.71    | -2.69  | 0.15       | 0.08   | 0.06    | 1.73   | 0        | 0.1      | 0         | 0.127    | 4.48 | 0        |
| May | 1990 | 0.75   | 0.26    | 0.49   | 0.31       | 0.29   | 0.12    | 0      | 0.03     | 0.13     | 0         | 0.125    | 0    | 0        |
| Jun | 1990 | 0.18   | 0.33    | -0.15  | 0.05       | 0.01   | 0.13    | 0      | 0        | 0.2      | 0         | 0.133    | 0    | 0        |
| Jul | 1990 | 0.65   | 0.34    | 0.32   | 0.06       | 0      | 0.13    | 0      | 0.47     | 0.22     | 0         | 0.124    | 0    | 0        |
| Aug | 1990 | 0.77   | 0.41    | 0.35   | 0.1        | 0.02   | 0.14    | 0      | 0.51     | 0.26     | 0.01      | 0.153    | 0    | 0        |
| Sep | 1990 | 1.14   | 0.35    | 0.79   | 0.13       | 0.03   | 0.13    | 0      | 0.85     | 0.19     | 0         | 0.152    | 0    | 0        |
| Oct | 1990 | 2.08   | 4.05    | -1.97  | 0.17       | 0.1    | 0.06    | 1.75   | 0        | 0.09     | 0         | 0.122    | 3.84 | 0        |
| Nov | 1990 | 0.2    | 0.13    | 0.07   | 0.07       | 0.05   | 0.09    | 0      | 0        | 0.03     | 0         | 0.1      | 0    | 0        |
| Dec | 1990 | 0.43   | 0.12    | 0.32   | 0.1        | 0.15   | 0.13    | 0      | 0.05     | 0.01     | 0         | 0.102    | 0    | 0        |
| Jan | 1991 | 1.07   | 0.16    | 0.91   | 0.11       | 0.11   | 0.15    | 0      | 0.71     | 0.02     | 0         | 0.143    | 0    | 0        |
| Feb | 1991 | 0.74   | 0.18    | 0.56   | 0.03       | 0      | 0.13    | 0      | 0.58     | 0.04     | 0         | 0.143    | 0    | 0        |
| Mar | 1991 | 1.02   | 0.25    | 0.78   | 0.12       | 0.03   | 0.14    | 0      | 0.73     | 0.07     | 0         | 0.176    | 0    | 0        |
| Apr | 1991 | 2.17   | 4.55    | -2.38  | 0.2        | 0.17   | 0.05    | 1.74   | 0        | 0.1      | 0         | 0.122    | 4.33 | 0        |
| May | 1991 | 0.29   | 0.19    | 0.11   | 0.11       | 0.08   | 0.09    | 0      | 0        | 0.1      | 0         | 0.091    | 0    | 0        |
| Jun | 1991 | 0.14   | 0.21    | -0.07  | 0.03       | 0      | 0.11    | 0      | 0        | 0.12     | 0         | 0.085    | 0    | 0        |
| Jul | 1991 | 0.62   | 0.39    | 0.23   | 0.08       | 0      | 0.13    | 0      | 0.4      | 0.24     | 0.01      | 0.139    | 0    | 0        |
| Aug | 1991 | 0.65   | 0.33    | 0.32   | 0.07       | 0      | 0.14    | 0      | 0.45     | 0.21     | 0         | 0.125    | 0    | 0        |
| Sep | 1991 | 1.15   | 0.37    | 0.79   | 0.13       | 0.02   | 0.13    | 0      | 0.88     | 0.2      | 0         | 0.16     | 0    | 0        |
| Oct | 1991 | 2.29   | 3.47    | -1.18  | 0.21       | 0.28   | 0.06    | 1.75   | 0        | 0.09     | 0         | 0.117    | 3.26 | 0        |
| Nov | 1991 | 0.37   | 0.16    | 0.2    | 0.15       | 0.11   | 0.11    | 0      | 0        | 0.04     | 0         | 0.122    | 0    | 0        |
| Dec | 1991 | 0.64   | 0.15    | 0.49   | 0.13       | 0.11   | 0.13    | 0      | 0.28     | 0.02     | 0         | 0.135    | 0    | 0        |
| Jan | 1992 | 0.78   | 0.18    | 0.6    | 0.04       | 0.02   | 0.15    | 0      | 0.58     | 0.02     | 0         | 0.155    | 0    | 0        |
| Feb | 1992 | 0.84   | 0.23    | 0.62   | 0.09       | 0.01   | 0.13    | 0      | 0.61     | 0.05     | 0.01      | 0.174    | 0    | 0        |



| Mon | Year | Inflow | Outflow | Change | Precip Vol | Bank   |         | Drwdwn |          |          |           | Drdn     |      |          |
|-----|------|--------|---------|--------|------------|--------|---------|--------|----------|----------|-----------|----------|------|----------|
|     |      |        |         |        |            | Runoff | Seep In | In     | Spill In | Vol Evap | Vol Infil | Vol Seep | Pump | Spillway |
| Mar | 1992 | 0.98   | 0.29    | 0.7    | 0.1        | 0.01   | 0.14    | 0      | 0.72     | 0.08     | 0         | 0.204    | 0    | 0        |
| Apr | 1992 | 1.83   | 4.83    | -3     | 0.04       | 0.02   | 0.07    | 1.71   | 0        | 0.11     | 0         | 0.137    | 4.59 | 0        |
| May | 1992 | 0.22   | 0.23    | -0.01  | 0.11       | 0.03   | 0.08    | 0      | 0        | 0.12     | 0         | 0.11     | 0    | 0        |
| Jun | 1992 | 0.39   | 0.25    | 0.14   | 0.18       | 0.11   | 0.1     | 0      | 0        | 0.15     | 0         | 0.103    | 0    | 0        |
| Jul | 1992 | 0.75   | 0.38    | 0.38   | 0.13       | 0.01   | 0.13    | 0      | 0.47     | 0.23     | 0.01      | 0.135    | 0    | 0        |
| Aug | 1992 | 0.72   | 0.31    | 0.41   | 0.09       | 0      | 0.14    | 0      | 0.49     | 0.19     | 0         | 0.117    | 0    | 0        |
| Sep | 1992 | 1.28   | 0.32    | 0.97   | 0.15       | 0.07   | 0.13    | 0      | 0.93     | 0.18     | 0         | 0.139    | 0    | 0        |
| Oct | 1992 | 1.85   | 3.76    | -1.91  | 0.03       | 0.01   | 0.06    | 1.74   | 0        | 0.09     | 0         | 0.12     | 3.55 | 0        |
| Nov | 1992 | 0.37   | 0.13    | 0.23   | 0.13       | 0.16   | 0.08    | 0      | 0        | 0.03     | 0         | 0.1      | 0    | 0        |
| Dec | 1992 | 0.53   | 0.14    | 0.39   | 0.12       | 0.16   | 0.13    | 0      | 0.12     | 0.02     | 0         | 0.125    | 0    | 0        |
| Jan | 1993 | 1.1    | 0.19    | 0.9    | 0.15       | 0.11   | 0.15    | 0      | 0.69     | 0.02     | 0         | 0.169    | 0    | 0        |
| Feb | 1993 | 0.94   | 0.22    | 0.72   | 0.15       | 0.03   | 0.13    | 0      | 0.63     | 0.05     | 0         | 0.174    | 0    | 0        |
| Mar | 1993 | 1      | 0.28    | 0.71   | 0.1        | 0.01   | 0.14    | 0      | 0.74     | 0.08     | 0         | 0.201    | 0    | 0        |
| Apr | 1993 | 2      | 4.86    | -2.86  | 0.14       | 0.05   | 0.06    | 1.75   | 0        | 0.11     | 0         | 0.133    | 4.62 | 0        |
| May | 1993 | 0.33   | 0.2     | 0.13   | 0.15       | 0.1    | 0.08    | 0      | 0        | 0.1      | 0         | 0.098    | 0    | 0        |
| Jun | 1993 | 0.19   | 0.23    | -0.04  | 0.08       | 0.01   | 0.1     | 0      | 0        | 0.14     | 0         | 0.094    | 0    | 0        |
| Jul | 1993 | 0.56   | 0.34    | 0.22   | 0.04       | 0      | 0.13    | 0      | 0.39     | 0.21     | 0.01      | 0.122    | 0    | 0        |
| Aug | 1993 | 0.7    | 0.33    | 0.38   | 0.09       | 0.02   | 0.14    | 0      | 0.46     | 0.2      | 0         | 0.123    | 0    | 0        |
| Sep | 1993 | 1.46   | 0.36    | 1.09   | 0.27       | 0.06   | 0.13    | 0      | 0.99     | 0.2      | 0         | 0.16     | 0    | 0        |
| Oct | 1993 | 1.96   | 3.78    | -1.82  | 0.09       | 0.04   | 0.07    | 1.76   | 0        | 0.09     | 0         | 0.124    | 3.57 | 0        |
| Nov | 1993 | 0.34   | 0.13    | 0.21   | 0.12       | 0.13   | 0.08    | 0      | 0        | 0.03     | 0         | 0.098    | 0    | 0        |
| Dec | 1993 | 0.28   | 0.12    | 0.16   | 0.05       | 0.07   | 0.13    | 0      | 0.03     | 0.01     | 0         | 0.104    | 0    | 0        |
| Jan | 1994 | 0.93   | 0.15    | 0.78   | 0.11       | 0.08   | 0.15    | 0      | 0.6      | 0.02     | 0         | 0.131    | 0    | 0        |
| Feb | 1994 | 0.91   | 0.18    | 0.73   | 0.11       | 0.05   | 0.13    | 0      | 0.63     | 0.04     | 0         | 0.144    | 0    | 0        |
| Mar | 1994 | 1.26   | 0.27    | 0.99   | 0.21       | 0.05   | 0.15    | 0      | 0.86     | 0.08     | 0         | 0.195    | 0    | 0        |
| Apr | 1994 | 2.03   | 4.84    | -2.81  | 0.16       | 0.07   | 0.07    | 1.73   | 0        | 0.11     | 0         | 0.133    | 0    | 0        |
| May | 1994 | 0.11   | 0.23    | -0.12  | 0.04       | 0      | 0.07    | 0      | 0        | 0.12     | 0         | 0.111    | 0    | 0        |
| Jun | 1994 | 0.17   | 0.24    | -0.06  | 0.06       | 0.02   | 0.09    | 0      | 0        | 0.14     | 0         | 0.095    | 0    | 0        |
| Jul | 1994 | 0.52   | 0.27    | 0.25   | 0.07       | 0      | 0.13    | 0      | 0.32     | 0.17     | 0         | 0.1      | 0    | 0        |
| Aug | 1994 | 0.73   | 0.37    | 0.37   | 0.1        | 0.01   | 0.14    | 0      | 0.48     | 0.23     | 0         | 0.136    | 0    | 0        |
| Sep | 1994 | 0.95   | 0.28    | 0.67   | 0.02       | 0      | 0.12    | 0      | 0.8      | 0.15     | 0.01      | 0.119    | 0    | 0        |
| Oct | 1994 | 1.88   | 3.12    | -1.24  | 0.06       | 0.02   | 0.07    | 1.74   | 0        | 0.09     | 0         | 0.117    | 2.9  | 0        |
| Nov | 1994 | 0.8    | 0.18    | 0.62   | 0.31       | 0.37   | 0.11    | 0      | 0        | 0.04     | 0         | 0.134    | 0    | 0        |
| Dec | 1994 | 0.59   | 0.15    | 0.44   | 0.1        | 0.08   | 0.13    | 0      | 0.27     | 0.02     | 0         | 0.133    | 0    | 0        |
| Jan | 1995 | 1.08   | 0.18    | 0.9    | 0.16       | 0.1    | 0.15    | 0      | 0.67     | 0.02     | 0         | 0.159    | 0    | 0        |
| Feb | 1995 | 0.77   | 0.21    | 0.56   | 0.06       | 0.01   | 0.13    | 0      | 0.58     | 0.04     | 0         | 0.168    | 0    | 0        |
| Mar | 1995 | 1.06   | 0.3     | 0.77   | 0.13       | 0.03   | 0.15    | 0      | 0.76     | 0.08     | 0         | 0.209    | 0    | 0        |
| Apr | 1995 | 2.05   | 5.16    | -3.12  | 0.17       | 0.1    | 0.06    | 1.71   | 0        | 0.12     | 0         | 0.145    | 4.9  | 0        |



| Mon | Year | Inflow | Outflow | Change | Precip Vol | Bank   |         | Drwdwn |          |          |           | Drdn     |      |          |
|-----|------|--------|---------|--------|------------|--------|---------|--------|----------|----------|-----------|----------|------|----------|
|     |      |        |         |        |            | Runoff | Seep In | In     | Spill In | Vol Evap | Vol Infil | Vol Seep | Pump | Spillway |
| May | 1995 | 0.28   | 0.2     | 0.09   | 0.11       | 0.08   | 0.09    | 0      | 0        | 0.1      | 0         | 0.095    | 0    | 0        |
| Jun | 1995 | 0.28   | 0.21    | 0.06   | 0.1        | 0.06   | 0.12    | 0      | 0        | 0.13     | 0         | 0.087    | 0    | 0        |
| Jul | 1995 | 0.71   | 0.41    | 0.3    | 0.1        | 0.01   | 0.13    | 0      | 0.48     | 0.25     | 0.01      | 0.146    | 0    | 0        |
| Aug | 1995 | 0.57   | 0.31    | 0.26   | 0.02       | 0      | 0.13    | 0      | 0.42     | 0.2      | 0         | 0.119    | 0    | 0        |
| Sep | 1995 | 1.22   | 0.36    | 0.86   | 0.17       | 0.04   | 0.13    | 0      | 0.88     | 0.2      | 0         | 0.157    | 0    | 0        |
| Oct | 1995 | 1.96   | 3.67    | -1.71  | 0.08       | 0.03   | 0.07    | 1.78   | 0        | 0.09     | 0         | 0.118    | 3.47 | 0        |
| Nov | 1995 | 0.17   | 0.15    | 0.02   | 0.06       | 0.04   | 0.06    | 0      | 0        | 0.04     | 0         | 0.11     | 0    | 0        |
| Dec | 1995 | 0.28   | 0.12    | 0.16   | 0.08       | 0.09   | 0.11    | 0      | 0        | 0.01     | 0         | 0.107    | 0    | 0        |
| Jan | 1996 | 0.93   | 0.14    | 0.79   | 0.08       | 0.1    | 0.15    | 0      | 0.6      | 0.02     | 0         | 0.126    | 0    | 0        |
| Feb | 1996 | 0.73   | 0.18    | 0.55   | 0.02       | 0      | 0.13    | 0      | 0.58     | 0.04     | 0         | 0.141    | 0    | 0        |
| Mar | 1996 | 1.06   | 0.24    | 0.82   | 0.15       | 0.03   | 0.14    | 0      | 0.74     | 0.07     | 0         | 0.175    | 0    | 0        |
| Apr | 1996 | 2.01   | 4.21    | -2.2   | 0.13       | 0.1    | 0.06    | 1.73   | 0        | 0.1      | 0         | 0.127    | 3.99 | 0        |
| May | 1996 | 0.14   | 0.23    | -0.08  | 0.06       | 0.01   | 0.07    | 0      | 0        | 0.12     | 0         | 0.109    | 0    | 0        |
| Jun | 1996 | 0.19   | 0.27    | -0.07  | 0.08       | 0.02   | 0.1     | 0      | 0        | 0.16     | 0         | 0.108    | 0    | 0        |
| Jul | 1996 | 0.56   | 0.25    | 0.31   | 0.06       | 0      | 0.13    | 0      | 0.36     | 0.16     | 0         | 0.091    | 0    | 0        |
| Aug | 1996 | 0.65   | 0.39    | 0.27   | 0.07       | 0      | 0.14    | 0      | 0.45     | 0.24     | 0.01      | 0.142    | 0    | 0        |
| Sep | 1996 | 1.82   | 0.32    | 1.5    | 0.36       | 0.19   | 0.13    | 0      | 1.14     | 0.18     | 0         | 0.14     | 0    | 0        |
| Oct | 1996 | 1.87   | 3.92    | -2.05  | 0.05       | 0.01   | 0.07    | 1.74   | 0        | 0.09     | 0         | 0.127    | 3.7  | 0        |
| Nov | 1996 | 0.55   | 0.13    | 0.42   | 0.19       | 0.27   | 0.08    | 0      | 0        | 0.03     | 0         | 0.097    | 0    | 0        |
| Dec | 1996 | 0.36   | 0.16    | 0.2    | 0.06       | 0.05   | 0.13    | 0      | 0.12     | 0.02     | 0         | 0.137    | 0    | 0        |
| Jan | 1997 | 0.73   | 0.16    | 0.57   | 0.03       | 0.01   | 0.15    | 0      | 0.54     | 0.02     | 0         | 0.142    | 0    | 0        |
| Feb | 1997 | 1.1    | 0.2     | 0.9    | 0.2        | 0.08   | 0.13    | 0      | 0.68     | 0.04     | 0         | 0.155    | 0    | 0        |
| Mar | 1997 | 1.2    | 0.29    | 0.91   | 0.18       | 0.03   | 0.15    | 0      | 0.84     | 0.08     | 0         | 0.205    | 0    | 0        |
| Apr | 1997 | 2.02   | 5.04    | -3.02  | 0.16       | 0.02   | 0.07    | 1.77   | 0        | 0.11     | 0         | 0.137    | 4.79 | 0        |
| May | 1997 | 0.17   | 0.2     | -0.02  | 0.07       | 0.02   | 0.08    | 0      | 0        | 0.1      | 0         | 0.095    | 0    | 0        |
| Jun | 1997 | 0.18   | 0.21    | -0.04  | 0.07       | 0.02   | 0.08    | 0      | 0        | 0.13     | 0         | 0.086    | 0    | 0        |
| Jul | 1997 | 0.44   | 0.29    | 0.14   | 0.05       | 0      | 0.13    | 0      | 0.26     | 0.19     | 0         | 0.108    | 0    | 0        |
| Aug | 1997 | 0.73   | 0.33    | 0.4    | 0.08       | 0.01   | 0.14    | 0      | 0.51     | 0.21     | 0         | 0.124    | 0    | 0        |
| Sep | 1997 | 1.03   | 0.27    | 0.77   | 0.07       | 0.02   | 0.12    | 0      | 0.81     | 0.15     | 0.01      | 0.115    | 0    | 0        |
| Oct | 1997 | 1.9    | 3.12    | -1.22  | 0.06       | 0.02   | 0.07    | 1.74   | 0        | 0.09     | 0         | 0.123    | 0    | 0        |
| Nov | 1997 | 0.16   | 0.15    | 0.01   | 0.06       | 0.03   | 0.06    | 0      | 0        | 0.04     | 0         | 0.11     | 0    | 0        |
| Dec | 1997 | 0.28   | 0.12    | 0.16   | 0.07       | 0.09   | 0.11    | 0      | 0        | 0.01     | 0         | 0.108    | 0    | 0        |
| Jan | 1998 | 1.18   | 0.15    | 1.03   | 0.16       | 0.19   | 0.15    | 0      | 0.68     | 0.02     | 0         | 0.13     | 0    | 0        |
| Feb | 1998 | 1.08   | 0.21    | 0.87   | 0.17       | 0.08   | 0.13    | 0      | 0.7      | 0.04     | 0         | 0.162    | 0    | 0        |
| Mar | 1998 | 1.5    | 0.31    | 1.19   | 0.36       | 0.07   | 0.15    | 0      | 0.93     | 0.09     | 0         | 0.217    | 0    | 0        |
| Apr | 1998 | 1.94   | 5.15    | -3.21  | 0.1        | 0.04   | 0.07    | 1.74   | 0        | 0.12     | 0         | 0.147    | 4.89 | 0        |
| May | 1998 | 0.19   | 0.23    | -0.05  | 0.08       | 0.03   | 0.07    | 0      | 0        | 0.12     | 0         | 0.113    | 0    | 0        |
| Jun | 1998 | 0.12   | 0.23    | -0.11  | 0.04       | 0      | 0.08    | 0      | 0        | 0.14     | 0         | 0.095    | 0    | 0        |



| Mon | Year | Inflow | Outflow | Change | Precip Vol | Bank   |         | Drwdwn |          |          |           | Drdn     |      |          |
|-----|------|--------|---------|--------|------------|--------|---------|--------|----------|----------|-----------|----------|------|----------|
|     |      |        |         |        |            | Runoff | Seep In | In     | Spill In | Vol Evap | Vol Infil | Vol Seep | Pump | Spillway |
| Jul | 1998 | 0.48   | 0.29    | 0.19   | 0.05       | 0      | 0.13    | 0      | 0.29     | 0.18     | 0         | 0.104    | 0    | 0        |
| Aug | 1998 | 0.72   | 0.36    | 0.37   | 0.09       | 0      | 0.14    | 0      | 0.5      | 0.22     | 0         | 0.132    | 0    | 0        |
| Sep | 1998 | 1.02   | 0.26    | 0.76   | 0.06       | 0.02   | 0.13    | 0      | 0.81     | 0.14     | 0.01      | 0.113    | 0    | 0        |
| Oct | 1998 | 2.14   | 3.35    | -1.21  | 0.16       | 0.08   | 0.07    | 1.83   | 0        | 0.09     | 0         | 0.124    | 3.13 | 0        |
| Nov | 1998 | 0.19   | 0.15    | 0.04   | 0.08       | 0.04   | 0.07    | 0      | 0        | 0.04     | 0         | 0.11     | 0    | 0        |
| Dec | 1998 | 0.29   | 0.11    | 0.17   | 0.07       | 0.09   | 0.12    | 0      | 0        | 0.01     | 0         | 0.101    | 0    | 0        |
| Jan | 1999 | 0.96   | 0.14    | 0.82   | 0.1        | 0.11   | 0.15    | 0      | 0.6      | 0.02     | 0         | 0.124    | 0    | 0        |
| Feb | 1999 | 0.86   | 0.16    | 0.7    | 0.05       | 0.03   | 0.13    | 0      | 0.65     | 0.03     | 0         | 0.129    | 0    | 0        |
| Mar | 1999 | 1.14   | 0.24    | 0.89   | 0.17       | 0.06   | 0.15    | 0      | 0.77     | 0.07     | 0         | 0.174    | 0    | 0        |
| Apr | 1999 | 2.02   | 4.64    | -2.62  | 0.14       | 0.04   | 0.07    | 1.78   | 0        | 0.1      | 0         | 0.13     | 4.41 | 0        |
| May | 1999 | 0.24   | 0.23    | 0      | 0.12       | 0.04   | 0.07    | 0      | 0        | 0.12     | 0         | 0.113    | 0    | 0        |
| Jun | 1999 | 0.28   | 0.24    | 0.04   | 0.12       | 0.07   | 0.09    | 0      | 0        | 0.14     | 0         | 0.097    | 0    | 0        |
| Jul | 1999 | 0.59   | 0.3     | 0.29   | 0.03       | 0      | 0.13    | 0      | 0.43     | 0.19     | 0         | 0.11     | 0    | 0        |
| Aug | 1999 | 0.57   | 0.38    | 0.19   | 0.05       | 0      | 0.13    | 0      | 0.39     | 0.24     | 0.01      | 0.142    | 0    | 0        |
| Sep | 1999 | 0.94   | 0.27    | 0.67   | 0.03       | 0      | 0.12    | 0      | 0.79     | 0.15     | 0         | 0.117    | 0    | 0        |
| Oct | 1999 | 1.85   | 3.09    | -1.24  | 0.04       | 0      | 0.06    | 1.74   | 0        | 0.08     | 0         | 0.115    | 2.89 | 0        |
| Nov | 1999 | 0.14   | 0.13    | 0.01   | 0.04       | 0.03   | 0.07    | 0      | 0        | 0.03     | 0         | 0.094    | 0    | 0        |
| Dec | 1999 | 0.43   | 0.11    | 0.32   | 0.12       | 0.18   | 0.12    | 0      | 0.01     | 0.01     | 0         | 0.095    | 0    | 0        |
| Jan | 2000 | 0.78   | 0.14    | 0.64   | 0.05       | 0.04   | 0.14    | 0      | 0.55     | 0.02     | 0         | 0.121    | 0    | 0        |
| Feb | 2000 | 0.83   | 0.18    | 0.66   | 0.07       | 0.03   | 0.14    | 0      | 0.6      | 0.04     | 0         | 0.138    | 0    | 0        |
| Mar | 2000 | 1.01   | 0.24    | 0.76   | 0.09       | 0.01   | 0.15    | 0      | 0.76     | 0.07     | 0         | 0.174    | 0    | 0        |
| Apr | 2000 | 1.83   | 4.21    | -2.37  | 0.05       | 0      | 0.07    | 1.71   | 0        | 0.1      | 0         | 0.127    | 3.98 | 0        |
| May | 2000 | 0.33   | 0.21    | 0.12   | 0.15       | 0.1    | 0.08    | 0      | 0        | 0.11     | 0         | 0.103    | 0    | 0        |
| Jun | 2000 | 0.39   | 0.24    | 0.15   | 0.16       | 0.12   | 0.1     | 0      | 0        | 0.14     | 0         | 0.096    | 0    | 0        |
| Jul | 2000 | 0.72   | 0.42    | 0.3    | 0.1        | 0      | 0.13    | 0      | 0.49     | 0.26     | 0.01      | 0.15     | 0    | 0        |
| Aug | 2000 | 0.56   | 0.32    | 0.23   | 0.01       | 0      | 0.13    | 0      | 0.42     | 0.2      | 0         | 0.122    | 0    | 0        |
| Sep | 2000 | 1.01   | 0.33    | 0.67   | 0.07       | 0.01   | 0.12    | 0      | 0.8      | 0.18     | 0.01      | 0.144    | 0    | 0        |
| Oct | 2000 | 1.89   | 3.36    | -1.47  | 0.07       | 0.01   | 0.07    | 1.75   | 0        | 0.09     | 0         | 0.121    | 0    | 0        |
| Nov | 2000 | 0.39   | 0.12    | 0.27   | 0.13       | 0.17   | 0.09    | 0      | 0        | 0.03     | 0         | 0.093    | 0    | 0        |
| Dec | 2000 | 0.23   | 0.11    | 0.12   | 0.04       | 0.05   | 0.13    | 0      | 0.01     | 0.01     | 0         | 0.096    | 0    | 0        |
| Jan | 2001 | 0.82   | 0.14    | 0.68   | 0.06       | 0.05   | 0.15    | 0      | 0.56     | 0.02     | 0         | 0.124    | 0    | 0        |
| Feb | 2001 | 1.24   | 0.19    | 1.04   | 0.23       | 0.11   | 0.13    | 0      | 0.76     | 0.04     | 0         | 0.153    | 0    | 0        |
| Mar | 2001 | 0.93   | 0.28    | 0.65   | 0.06       | 0      | 0.14    | 0      | 0.72     | 0.08     | 0         | 0.197    | 0    | 0        |
| Apr | 2001 | 1.81   | 4.6     | -2.79  | 0.03       | 0      | 0.07    | 1.71   | 0        | 0.1      | 0         | 0.127    | 4.37 | 0        |
| May | 2001 | 0.21   | 0.21    | 0.01   | 0.09       | 0.04   | 0.09    | 0      | 0        | 0.11     | 0         | 0.1      | 0    | 0        |
| Jun | 2001 | 0.19   | 0.23    | -0.04  | 0.07       | 0.04   | 0.09    | 0      | 0        | 0.14     | 0         | 0.095    | 0    | 0        |
| Jul | 2001 | 0.52   | 0.27    | 0.25   | 0.09       | 0      | 0.14    | 0      | 0.3      | 0.17     | 0         | 0.1      | 0    | 0        |
| Aug | 2001 | 0.68   | 0.37    | 0.31   | 0.07       | 0.01   | 0.14    | 0      | 0.47     | 0.23     | 0.01      | 0.137    | 0    | 0        |




| Mon | Year | Inflow | Outflow | Change | Precip Vol | Bank   |         | Drwdwn |          |          |           | Drdn     |      |          |
|-----|------|--------|---------|--------|------------|--------|---------|--------|----------|----------|-----------|----------|------|----------|
|     |      |        |         |        |            | Runoff | Seep In | In     | Spill In | Vol Evap | Vol Infil | Vol Seep | Pump | Spillway |
| Sep | 2001 | 1.21   | 0.32    | 0.89   | 0.14       | 0.06   | 0.12    | 0      | 0.89     | 0.18     | 0.01      | 0.139    | 0    | 0        |
| Oct | 2001 | 1.96   | 3.3     | -1.34  | 0.09       | 0.05   | 0.07    | 1.75   | 0        | 0.09     | 0         | 0.123    | 3.09 | 0        |
| Nov | 2001 | 0.29   | 0.14    | 0.15   | 0.11       | 0.11   | 0.07    | 0      | 0        | 0.04     | 0         | 0.108    | 0    | 0        |
| Dec | 2001 | 0.63   | 0.13    | 0.5    | 0.15       | 0.19   | 0.13    | 0      | 0.17     | 0.02     | 0         | 0.117    | 0    | 0        |
| Jan | 2002 | 0.93   | 0.17    | 0.75   | 0.14       | 0.06   | 0.14    | 0      | 0.59     | 0.02     | 0         | 0.153    | 0    | 0        |
| Feb | 2002 | 0.91   | 0.22    | 0.69   | 0.1        | 0.03   | 0.13    | 0      | 0.66     | 0.05     | 0         | 0.175    | 0    | 0        |
| Mar | 2002 | 1.82   | 0.3     | 1.51   | 0.52       | 0.09   | 0.15    | 0      | 1.05     | 0.09     | 0         | 0.218    | 0    | 0        |
| Apr | 2002 | 2.02   | 5.66    | -3.65  | 0.21       | 0.03   | 0.07    | 1.71   | 0        | 0.12     | 0         | 0.147    | 5.4  | 0        |
| May | 2002 | 0.23   | 0.23    | 0.01   | 0.11       | 0.04   | 0.08    | 0      | 0        | 0.12     | 0         | 0.109    | 0    | 0        |
| Jun | 2002 | 0.2    | 0.26    | -0.05  | 0.09       | 0.01   | 0.1     | 0      | 0        | 0.15     | 0         | 0.104    | 0    | 0        |
| Jul | 2002 | 0.65   | 0.27    | 0.38   | 0.09       | 0      | 0.14    | 0      | 0.42     | 0.17     | 0         | 0.098    | 0    | 0        |
| Aug | 2002 | 0.84   | 0.33    | 0.51   | 0.1        | 0.07   | 0.14    | 0      | 0.53     | 0.2      | 0         | 0.121    | 0    | 0        |
| Sep | 2002 | 0.96   | 0.34    | 0.61   | 0.05       | 0      | 0.12    | 0      | 0.78     | 0.19     | 0.01      | 0.148    | 0    | 0        |
| Oct | 2002 | 1.89   | 3.34    | -1.45  | 0.07       | 0.02   | 0.07    | 1.74   | 0        | 0.09     | 0         | 0.121    | 3.13 | 0        |
| Nov | 2002 | 0.11   | 0.14    | -0.03  | 0.03       | 0.02   | 0.06    | 0      | 0        | 0.04     | 0         | 0.108    | 0    | 0        |
| Dec | 2002 | 0.38   | 0.12    | 0.26   | 0.12       | 0.15   | 0.11    | 0      | 0        | 0.01     | 0         | 0.108    | 0    | 0        |
| Jan | 2003 | 0.69   | 0.15    | 0.54   | 0.01       | 0.01   | 0.14    | 0      | 0.53     | 0.02     | 0         | 0.133    | 0    | 0        |
| Feb | 2003 | 0.9    | 0.18    | 0.72   | 0.11       | 0.04   | 0.13    | 0      | 0.61     | 0.04     | 0         | 0.142    | 0    | 0        |
| Mar | 2003 | 1.05   | 0.25    | 0.81   | 0.11       | 0.02   | 0.15    | 0      | 0.78     | 0.07     | 0         | 0.176    | 0    | 0        |
| Apr | 2003 | 1.84   | 4.14    | -2.29  | 0.05       | 0.02   | 0.07    | 1.7    | 0        | 0.1      | 0         | 0.13     | 3.9  | 0        |
| May | 2003 | 0.37   | 0.22    | 0.15   | 0.17       | 0.12   | 0.08    | 0      | 0        | 0.11     | 0         | 0.105    | 0    | 0        |
| Jun | 2003 | 0.21   | 0.23    | -0.02  | 0.08       | 0.03   | 0.1     | 0      | 0        | 0.14     | 0         | 0.094    | 0    | 0        |
| Jul | 2003 | 0.61   | 0.33    | 0.28   | 0.08       | 0.02   | 0.14    | 0      | 0.38     | 0.21     | 0         | 0.119    | 0    | 0        |
| Aug | 2003 | 0.7    | 0.32    | 0.38   | 0.07       | 0.01   | 0.14    | 0      | 0.49     | 0.2      | 0         | 0.121    | 0    | 0        |
| Sep | 2003 | 1.06   | 0.36    | 0.7    | 0.09       | 0.01   | 0.13    | 0      | 0.83     | 0.2      | 0.01      | 0.155    | 0    | 0        |
| Oct | 2003 | 1.97   | 3.48    | -1.51  | 0.09       | 0.05   | 0.07    | 1.75   | 0        | 0.09     | 0         | 0.124    | 0    | 0        |
| Nov | 2003 | 0.35   | 0.14    | 0.22   | 0.13       | 0.14   | 0.08    | 0      | 0        | 0.03     | 0         | 0.102    | 0    | 0        |
| Dec | 2003 | 0.29   | 0.11    | 0.19   | 0.06       | 0.08   | 0.13    | 0      | 0.03     | 0.01     | 0         | 0.096    | 0    | 0        |
| Jan | 2004 | 0.85   | 0.14    | 0.71   | 0.06       | 0.05   | 0.15    | 0      | 0.59     | 0.02     | 0         | 0.127    | 0    | 0        |
| Feb | 2004 | 0.86   | 0.18    | 0.68   | 0.06       | 0.03   | 0.13    | 0      | 0.64     | 0.04     | 0         | 0.139    | 0    | 0        |
| Mar | 2004 | 1.02   | 0.26    | 0.76   | 0.12       | 0.03   | 0.14    | 0      | 0.72     | 0.07     | 0         | 0.182    | 0    | 0        |
| Apr | 2004 | 2.16   | 4.38    | -2.22  | 0.19       | 0.21   | 0.06    | 1.71   | 0        | 0.1      | 0         | 0.121    | 0    | 0        |
| May | 2004 | 0.15   | 0.18    | -0.03  | 0.05       | 0.02   | 0.09    | 0      | 0        | 0.1      | 0         | 0.089    | 0    | 0        |
| Jun | 2004 | 0.18   | 0.21    | -0.02  | 0.08       | 0      | 0.11    | 0      | 0        | 0.12     | 0         | 0.084    | 0    | 0        |
| Jul | 2004 | 0.71   | 0.41    | 0.3    | 0.11       | 0      | 0.13    | 0      | 0.46     | 0.26     | 0         | 0.149    | 0    | 0        |
| Aug | 2004 | 0.67   | 0.31    | 0.37   | 0.06       | 0      | 0.14    | 0      | 0.48     | 0.19     | 0         | 0.116    | 0    | 0        |
| Sep | 2004 | 0.87   | 0.35    | 0.52   | 0          | 0      | 0.12    | 0      | 0.74     | 0.19     | 0.01      | 0.151    | 0    | 0        |
| Oct | 2004 | 2.24   | 3.58    | -1.34  | 0.24       | 0.2    | 0.06    | 1.74   | 0        | 0.09     | 0         | 0.124    | 3.37 | 0        |



| Mon | Year | Inflow | Outflow | Change | Precip Vol | Bank   |         | Drwdwn |          |          |           | Drdn     |      |          |
|-----|------|--------|---------|--------|------------|--------|---------|--------|----------|----------|-----------|----------|------|----------|
|     |      |        |         |        |            | Runoff | Seep In | In     | Spill In | Vol Evap | Vol Infil | Vol Seep | Pump | Spillway |
| Nov | 2004 | 0.41   | 0.13    | 0.29   | 0.13       | 0.18   | 0.11    | 0      | 0        | 0.03     | 0         | 0.095    | 0    | 0        |
| Dec | 2004 | 0.42   | 0.15    | 0.27   | 0.04       | 0.03   | 0.13    | 0      | 0.22     | 0.02     | 0         | 0.135    | 0    | 0        |
| Jan | 2005 | 1.19   | 0.18    | 1.02   | 0.18       | 0.15   | 0.15    | 0      | 0.72     | 0.02     | 0         | 0.155    | 0    | 0        |
| Feb | 2005 | 0.88   | 0.21    | 0.67   | 0.1        | 0.03   | 0.13    | 0      | 0.63     | 0.04     | 0         | 0.168    | 0    | 0        |
| Mar | 2005 | 1.07   | 0.29    | 0.78   | 0.15       | 0.02   | 0.15    | 0      | 0.76     | 0.08     | 0         | 0.207    | 0    | 0        |
| Apr | 2005 | 1.95   | 5.08    | -3.14  | 0.13       | 0.02   | 0.07    | 1.73   | 0        | 0.11     | 0         | 0.139    | 4.83 | 0        |
| May | 2005 | 0.13   | 0.2     | -0.07  | 0.04       | 0.01   | 0.08    | 0      | 0        | 0.1      | 0         | 0.095    | 0    | 0        |
| Jun | 2005 | 0.1    | 0.18    | -0.08  | 0.02       | 0      | 0.08    | 0      | 0        | 0.11     | 0         | 0.072    | 0    | 0        |
| Jul | 2005 | 0.41   | 0.29    | 0.12   | 0.06       | 0      | 0.13    | 0      | 0.22     | 0.18     | 0         | 0.104    | 0    | 0        |
| Aug | 2005 | 0.72   | 0.29    | 0.43   | 0.08       | 0      | 0.14    | 0      | 0.49     | 0.18     | 0         | 0.107    | 0    | 0        |
| Sep | 2005 | 1.21   | 0.26    | 0.95   | 0.11       | 0.07   | 0.13    | 0      | 0.9      | 0.14     | 0.01      | 0.111    | 0    | 0        |
| Oct | 2005 | 1.81   | 3.2     | -1.4   | 0          | 0      | 0.06    | 1.74   | 0        | 0.09     | 0         | 0.118    | 3    | 0        |
| Nov | 2005 | 0.19   | 0.13    | 0.06   | 0.06       | 0.05   | 0.07    | 0      | 0        | 0.03     | 0         | 0.095    | 0    | 0        |
| Dec | 2005 | 0.1    | 0.12    | -0.02  | 0.01       | 0      | 0.1     | 0      | 0        | 0.01     | 0         | 0.107    | 0    | 0        |
| Jan | 2006 | 0.68   | 0.12    | 0.57   | 0.07       | 0.06   | 0.14    | 0      | 0.41     | 0.01     | 0         | 0.105    | 0    | 0        |
| Feb | 2006 | 0.78   | 0.17    | 0.61   | 0.03       | 0      | 0.13    | 0      | 0.62     | 0.04     | 0         | 0.134    | 0    | 0        |
| Mar | 2006 | 1.13   | 0.25    | 0.88   | 0.16       | 0.05   | 0.15    | 0      | 0.77     | 0.07     | 0         | 0.174    | 0    | 0        |
| Apr | 2006 | 2.02   | 3.91    | -1.9   | 0.13       | 0.09   | 0.07    | 1.72   | 0        | 0.1      | 0         | 0.123    | 3.69 | 0        |
| May | 2006 | 0.18   | 0.21    | -0.03  | 0.06       | 0.04   | 0.08    | 0      | 0        | 0.11     | 0         | 0.1      | 0    | 0        |
| Jun | 2006 | 0.18   | 0.26    | -0.08  | 0.07       | 0.02   | 0.09    | 0      | 0        | 0.16     | 0         | 0.106    | 0    | 0        |
| Jul | 2006 | 0.53   | 0.26    | 0.27   | 0.05       | 0.01   | 0.13    | 0      | 0.34     | 0.17     | 0         | 0.097    | 0    | 0        |
| Aug | 2006 | 0.74   | 0.37    | 0.37   | 0.12       | 0.01   | 0.14    | 0      | 0.48     | 0.23     | 0         | 0.136    | 0    | 0        |
| Sep | 2006 | 1.31   | 0.33    | 0.98   | 0.17       | 0.06   | 0.13    | 0      | 0.94     | 0.19     | 0         | 0.147    | 0    | 0        |
| Oct | 2006 | 2.07   | 3.51    | -1.44  | 0.14       | 0.14   | 0.05    | 1.74   | 0        | 0.08     | 0         | 0.111    | 0    | 0        |
| Nov | 2006 | 0.46   | 0.13    | 0.33   | 0.17       | 0.19   | 0.1     | 0      | 0        | 0.03     | 0         | 0.094    | 0    | 0        |
| Dec | 2006 | 0.6    | 0.15    | 0.45   | 0.12       | 0.12   | 0.13    | 0      | 0.23     | 0.02     | 0         | 0.136    | 0    | 0        |

LOSS BY MAJOR IMPOUNDMENT PROCESSES

| Mon | Inflow | Outflow | Change | Precip Vol | Bank Runoff | Seep In | Drwdwn In | Spill In | Vol Evap | Vol Infil | Vol Seep | Drdn Pump | Spillway |
|-----|--------|---------|--------|------------|-------------|---------|-----------|----------|----------|-----------|----------|-----------|----------|
|     | ac-ft  | ac-ft   | ac-ft  | ac-ft      | ac-ft       | ac-ft   | ac-ft     | ac-ft    | ac-ft    | ac-ft     | ac-ft    | ac-ft     | ac-ft    |
| Jan | 0.83   | 0.15    | 0.67   | 0.07       | 0.06        | 0.14    | 0         | 0.55     | 0.02     | 0         | 0.135    | 0         | 0        |
| Feb | 0.91   | 0.2     | 0.71   | 0.1        | 0.04        | 0.13    | 0         | 0.63     | 0.04     | 0         | 0.153    | 0         | 0        |
| Mar | 1.15   | 0.26    | 0.88   | 0.18       | 0.04        | 0.15    | 0         | 0.78     | 0.08     | 0         | 0.188    | 0         | 0        |
| Apr | 1.96   | 4.6     | -2.64  | 0.12       | 0.05        | 0.06    | 1.73      | 0        | 0.11     | 0         | 0.132    | 4.37      | 0        |
| May | 0.27   | 0.22    | 0.05   | 0.12       | 0.07        | 0.08    | 0         | 0        | 0.11     | 0         | 0.105    | 0         | 0        |
| Jun | 0.21   | 0.24    | -0.03  | 0.08       | 0.03        | 0.1     | 0         | 0        | 0.14     | 0         | 0.098    | 0         | 0        |
| Jul | 0.61   | 0.31    | 0.3    | 0.08       | 0.01        | 0.13    | 0         | 0.39     | 0.2      | 0         | 0.115    | 0         | 0        |
| Aug | 0.72   | 0.36    | 0.36   | 0.09       | 0.01        | 0.14    | 0         | 0.48     | 0.22     | 0         | 0.132    | 0         | 0        |



| Mon | Year | Inflow | Outflow | Change | Precip Vol | Bank   |         | Drwdwn |          |          |           | Drdn     |      |          |
|-----|------|--------|---------|--------|------------|--------|---------|--------|----------|----------|-----------|----------|------|----------|
|     |      |        |         |        |            | Runoff | Seep In | In     | Spill In | Vol Evap | Vol Infil | Vol Seep | Pump | Spillway |
| Sep |      | 1.15   | 0.32    | 0.84   | 0.12       | 0.03   | 0.13    | 0      | 0.87     | 0.18     | 0         | 0.139    | 0    | 0        |
| Oct |      | 1.96   | 3.49    | -1.53  | 0.09       | 0.06   | 0.07    | 1.75   | 0        | 0.09     | 0         | 0.121    | 3.28 | 0        |
| Nov |      | 0.29   | 0.14    | 0.15   | 0.1        | 0.11   | 0.08    | 0      | 0        | 0.03     | 0         | 0.102    | 0    | 0        |
| Dec |      | 0.39   | 0.13    | 0.26   | 0.09       | 0.1    | 0.12    | 0      | 0.08     | 0.01     | 0         | 0.112    | 0    | 0        |



**From:** [Hogan, Stephen](#)  
**To:** [Deardoff, Amy](#)  
**Subject:** FW: Part 2-2  
**Date:** Friday, April 12, 2013 2:31:44 PM  
**Attachments:** [20130412141528.pdf](#)

---

Here is another one.

If you have any questions, please let me know.

Thanks,

Stephen Hogan, P.E.  
(501) 682-0651

---

**From:** Nathan Pesta [mailto:[Nathanpdga@btinet.net](mailto:Nathanpdga@btinet.net)]  
**Sent:** Friday, April 12, 2013 2:18 PM  
**To:** Hogan, Stephen  
**Subject:** Part 2-2

Nathan A.Pesta P.E.  
Senior Project Engineer  
DeHaan, Grabs and Associates, LLC  
Bus 701-663-1116  
Cell 701-400-3950  
Fax 701-667-1356  
[www.dgaengineering.com](http://www.dgaengineering.com)